County of Los Angeles

ECONOMIC DEVELOPMENT POLICY COMMITTEE MEETING

DATE: Thursday, March 17, 2022
TIME: 9:00 a.m.

THIS MEETING WILL CONTINUE TO BE CONDUCTED VIRTUALLY TO ENSURE THE SAFETY OF MEMBERS OF THE PUBLIC AND EMPLOYEES AS PERMITTED UNDER STATE LAW.
TO PARTICIPATE IN THE MEETING CALL TELECONFERENCE NUMBER:
tel:+1-323-776-6996, access code: 217 944 199#
Link to Microsoft Teams meeting:
Join Virtual Meeting Here

AGENDA

Members of the Public may address the Economic Development Policy Committee on any agenda item by submitting awritten request prior to the meeting. Two (2) minutes are allowed per person in total for each item.

1. CALL TO ORDER

2. GENERAL PUBLIC COMMENT

3. PRESENTATION/DISCUSSION ITEM(S):

A. Budget Request Overview
- Kristin Sakoda, Director of Arts and Culture

B. Department of Arts and Culture Grant Program Overview
- Kristin Sakoda, Director of Arts and Culture

C. Local Targeted Worker Hire Policy – Status Report
- Robert Murphy, Public Works

D. Regional Planning 201: The Metro Area Plan
- Patricia Hachiya, Regional Planning

4. PUBLIC COMMENT

5. STANDING ITEMS

A. Progress on American Rescue Plan Act Program Implementation and Outcomes

B. Economic Development Optimization: New Department Transition

C. Poverty Alleviation Initiative

6. ADJOURNMENT

Los Angeles County Economic Development Objectives:

- Attract, develop and retain businesses that provide quality jobs in high growth industries
- Increase employment opportunities by improving workforce development skills and employer partnerships
- Invest in infrastructure needs to improve and maintain competitiveness of LA County Region
- Coordinate across multiple County agencies to ensure that services to workers, businesses and entrepreneurs are coordinated and streamlined to facilitate a “no wrong door approach” to serving our constituents
- Work to balance jobs with housing

IF YOU WOULD LIKE TO EMAIL A COMMENT ON AN ITEM ON THE ECONOMIC DEVELOPMENT POLICY COMMITTEE AGENDA, PLEASE USE THE FOLLOWING EMAIL AND INCLUDE THE AGENDA NUMBER YOU ARE COMMENTING ON:

DKELLEHER@CEO.LACOUNTY.GOV

FY 2022-23 Budget Request

Department of Arts and Culture

Presentation to EDPC

March 17, 2022

Los Angeles County Arts & Culture

Mission: To advance arts, culture, and creativity throughout Los Angeles County.

Vision: We envision a region in which arts, culture, and creativity are integral to every aspect of civic life for all people and communities.

We provide leadership, services, and support in areas including:

- Grants and technical assistance for nonprofit organizations
- Countywide arts education initiatives
- Commissioning and care for civic art collections
- Research and evaluation
- Creative workforce development initiatives
- Professional development
- Cross-sector arts strategies to address civic issues

Arts and Culture Department Snapshot

- $24.9 M Budget FY2021-22
  - $17 M NCC
  - $ 7.9 M Revenue
- 42.0 Budgeted Positions
- Transitioned from Arts Commission to Department on July 1, 2019

FY 2022-23 Budget Priorities

- Increase staff to support existing core operations and programs
- Stabilize from:
  - Department Transition
  - State Assembly Bill 5 (AB5)
  - FY 2020-21 Budget Curtailments
- Support equity focused priorities

Los Angeles County Arts & Culture

FY 2022-23 NCC Budget Request

Communications

1 position

Sr. Public Information Specialist
$208,000 NCC

Request will:

- Support digital communications and social media strategies, initiatives, campaigns
- Increase information access to programs
- Raise and expand visibility
- Partially replace staff lost in 2020

If denied:

- Unable to pitch stories and fully engage ethnic media
- Lack capacity to generate and share content about County arts programs and resources
- Unable to build new audiences and visibility

Civic Art

2 positions

Sr. Program Associate, Arts and Culture
$186,000 NCC (each)

Request will:

- Expand capacity to deliver civic art to communities
- Ensure compliance with County Civic Art policy
- Address growing capital projects workload
- Stabilize Civic Art division, replace positions lost in 2020

If denied:

- Up to 55% reduction in civic art projects delivered
- $11M in restricted funding may be forfeited
- Capping projects at 70 (out of 229 active and upcoming projects)
- Fewer civic art and conservation projects in communities

Research and Evaluation

1 position

Chief I, Arts and Culture
$217,000 NCC

Request will:

- Address growing demand to use data to inform policy, evaluate programs, produce research for arts field
- Enable deeper data analysis aligned with BOS vision for equity
- Resource R&E unit as a formal division

If denied:

- Limited capacity to conduct research, design program evaluations, report on outcomes, conduct high level statistical analysis
- Limited capacity to publish studies related to CEII, Cultural Policy, ARDI, and other County initiatives

Commission and Executive

1 position

Manager, Arts and Culture
$214,000 NCC

Request will:

- Provide Commission and committees with dedicated/centralized executive-level support
- Address increased workload and activity of CEII AC
- Streamline executive staff functions

If denied:

- Lack capacity to sustain staffing Commission and its committees, and Executive support functions
- Miss opportunities to connect Commissioners and CEII AC members to Department and County work

New Ordinance Civic Art

1 position
(revenue offset)

Classification:
Manager, Arts and Culture

Manage the new Public Art in Private Development program

If approved:

- Manage program resulting from the Public Art in Private Development Ordinance which was adopted by the Board of Supervisors on September 15, 2021
- Support for developers to make investments in unincorporated communities through onsite art projects and partnerships with CBOs
- Financed with revenue from developers who comply with the ordinance by paying a 1% in-lieu fee

If not approved:

- Department will not have ongoing staff resources to implement this Board directed program

Summary

- Five (5) positions, $1,272,000 NCC
- One (1) revenue offset position for Public Art in Private Development
- Restore and strengthen staff infrastructure
- Support quality and timely service delivery

Grants and Professional Development

FUNDING NONPROFIT ORGANIZATIONS IN LOS ANGELES COUNTY

Los Angeles County Arts & Culture

WHY WE INVEST IN ARTS

- Arts, culture, and creative expression are a human right
- Vital to quality of life, civic spaces, healthy communities, wellbeing, education, and engagement
- Core to growth of LA County's $200B creative economy sector
- Address inequity, lack of access, and invest in cultural life for all
- Power to advance social change

Los Angeles County Arts & Culture

Grants Programs

Los Angeles County Arts & Culture

Organizational Grant Program Overview

2-year grant provides general operating for nonprofit arts organizations & Model A fiscally sponsored orgs

$9 million, 450 grantees

OGP provides financial support to **assist and strengthen nonprofit arts organizations** who provide **quality arts programs** and enrich the lives of **Los Angeles County residents**.

Number of grantees has grown exponentially within the last decade

Los Angeles County Arts & Culture

Panel Process

This year:

- 15 panel meetings
- 80 panelists
- 235 applications

- Last year: $4.5M to 231 orgs

- Applications are reviewed and scored by a **grant peer review panel** made up of **artists**, **arts professionals**, **community members** and others with knowledge and professional qualifications in the arts and with familiarity of the Los Angeles region's arts sector.

Los Angeles County Arts & Culture

Community Impact Arts Grant Goals

To recognize and support the complex arts ecology of LA County by increasing access and strengthening the quality of arts programming wherever it happens.

Photo credit: CIAG grantee *Coalition for Engaged Education*

CIAG Overview

CIAG provides support for exemplary arts projects by nonprofit social service and social justice organizations and municipalities whose primary mission is outside the arts.

Photo credit: CIAG grantee *Woodcraft Rangers*

CIAG Program Details

CIAG provides **project-based funding**

CIAG requests can range from **$5,000 - $20,000**

CIAG is a one-year **reimbursable** grant, and a dollar for dollar match in funds is required

Los Angeles County Arts & Culture

CIAG Grantees

Photo credit: CIAG grantee *STAR Education*

Los Angeles County Arts & Culture

Arts Internship Program

The LA County Arts Internship Program supports and strengthens the cultural sector of LA County by providing access to high-quality opportunities for college students of all backgrounds to gain experience, understanding, and transferrable skills relevant to careers in the arts, the creative economy, and engagement in public life.

Since 2000, nearly 3,000 students have participated and contributed over 1 million work hours to the field.

Eligible Organizations

- **Capacity** to recruit, hire, and supervise an intern for 400 hours
- A substantive, engaging **internship project rooted in the arts**
- **Interest in mentoring** a newcomer to the field
- **Compliance** with and **timely submission** of all required forms and final reports
- **Supervisor Orientation attendance**: April 2022 (in partnership with the Getty Foundation)

Payments to Students

Grants range from $6,416 -$7,166 per internship

all interns are paid $6,416 for 400 hours.
($16.04/hour, $641.60/week)

Participating organizations must anticipate and plan for administrative costs like:

recruitment,
employer **taxes**,
parking reimbursements,
and **mileage**.

Host Organization Selection

Internship pool is balanced across factors which include:

- Communities served
- Geography (i.e. where the internship is located)
- Discipline
- Cultural tradition represented
- Organizational budget size
- Type of internship project (e.g. marketing, production, admin)
- Interest in and capacity to recruit and host community college students

Intern Eligibility Requirements

Be currently enrolled undergraduates (four-year or community college)

“Enrolled” defined as being signed up for at least 1 class at the time of application

Those who will complete their undergraduate degree between May 1 - December 1, 2022 are eligible (we call them recent grads)

Reside and/or attend school in Los Angeles County





Community College Expansion

- Part of the Cultural Equity and Inclusion Initiative
  - Funded positions increased from 132 to 228
  - At least 28 reserved for community college students
  - Since the expansion, we've seen a big increase in the number of community college students who participate in the program!
- **Organizations <u>must</u> recruit at least one community college student if they request 3 positions.**

Current Internships

2022 Internships Available April 1 – July 1

https://www.lacountyarts.org/opportunities/arts-internship-program-students/arts-internship-program-students-2021-internships

Additional Grant Programs

Professional Development

Los Angeles County Arts Ecosystem

East West Players

Contra-Tiempo

The Autry Museum of the American West

Tia Chucha's Cultural Center


The Music Center

QUESTIONS?

Anji Gaspar-Milanovic

Director of Grants and Professional Development

amilanovic@arts.lacounty.gov

LACountyArts.org

Public Works
LOS ANGELES COUNTY

County of Los Angeles
Local and Targeted Worker Hiring Policy

Business Relations and Contracts Division
March 17, 2022

AGENDA

- Local and Targeted Worker Hiring Policy (LTWHP)
- History and Evolution
- Public Works Implementation
- Data and Reporting
- Active Monitoring



Public Works
LOS ANGELES COUNTY

LOCAL AND TARGETED WORKER HIRING POLICY

- Hiring goals are determined by the total project budget:
  - **Mandatory** hiring goals apply to projects with total project budget of $2.5M and above.
  - **Best Efforts** hiring goals apply to projects with total project budget of $500K to $2.5M.

- For projects under LTWHP, there shall be a hiring goal of at least 30% of California construction hours performed by Local Residents.

- For mandatory hiring goals, an additional 10% of California construction hours shall be performed by identified Targeted Workers. A Jobs Coordinator is required to facilitate implementation of the targeted hiring requirement.

LOCAL AND TARGETED WORKER HIRING POLICY

- A Local Resident is an individual living within qualifying zip codes where the average percentage of households living below 200% of the Federal Poverty Level is greater than the County average.

- A Targeted Worker is an individual who is **both** an LA County resident and faces career-limiting circumstances.

Public Works
LOS ANGELES COUNTY

HISTORY AND EVOLUTION

Prior to LTWHP, the County implemented a variety of local or targeted worker hire approaches with different standards and requirements, which made it difficult to track efficacy and costs.

On September 6, 2016, the Board approved a motion to create a uniform approach to Countywide LTWHP with clear and consistent definitions across County projects.

On June 11, 2019, the Board approved the updated policy to reflect lessons learned, best practices and recently adopted Board motions. The first Program Implementation Guidelines was published.

HISTORY AND EVOLUTION

The Board of Supervisors adopted the updated LTWHP in 2019 to reflect lessons learned, best practices, and recently adopted Board Motions.

- Additional Targeted Worker qualifications
- Additional Tier 2 Zip Codes
- Required Jobs Coordinator to facilitate Mandatory hiring goals
- Established Mandatory Compliance Withholdings to a maximum of 1% of the total construction contract amount (not to exceed $500K)

HISTORY AND EVOLUTION

LOCAL AND TARGETED WORKER HIRING REPORT
THIRD QUARTER - JULY TO SEPTEMBER 2017

ATTACHMEN

MANDATORY PARTICIPATION	Tier 1 & 2 Local and Targeted Area	California Construction Labor Hours	Participation Percentage	Goal
Fire Camp 13	2,190	3,447	64%	30%
Marina Beach General Improvement Project	*	*	0%	30%
MLK Medical Campus Child Care Center Project	918	1,094	84%	30%
*MLK East Parking Structure	26,098	59,977	44%	30%
Olive View Medical Center and Harbor -UCLA Radiology Project	*	*	0%	30%
Slauson Avenue	8	72	11%	30%
TOTAL	29,214	64,590	45%	30%

*No construction hours occurred thru 09/30/17

Public Works
LOS ANGELES COUNTY

HISTORY & EVOLUTION

- 98 reported active projects governed under the LTWHP
- Local Resident participation percentages as high as 91%

LTWHP Monthly Report - January 2022 - Mandatory

Mandatory - Project Name	Tier 1 & 2 Local Labor Hours	California Construction Labor Hours	Local Participation Percentage	Local Participation Goal	Targeted Participation Percentage	Targeted Participation Goal
240th Street East from Palmdale Boulevard to Avenue J 6688-500.00	1,233	3,925	31.4%	30%	24.3%	10%
Agricultural Commissioner/Weights & Measures Building B Renovation Project 2001-001.01B1	4,713	9,807	48.1%	30%	31.6%	10%
Big Dalton Dam Sluiceway	16,907	34,596	48.9%	30%	25.5%	10%
Big Tujunga Dam Rockfall Mitigation Project	933	2,734	34.1%	30%	17.7%	10%
Carson Sheriff's Station Renovation Project	6,530	14,903	43.8%	30%	41.0%	10%
Central Public Health Center Deferred Maintenance Repairs Project 2006-003.01B4	392	1,214	32.3%	30%	25.5%	10%
Central Public Health Center Deferred Maintenance Repairs Project 2003-003.01B4	764	1,458	52.4%	30%	56.3%	10%
Design Build Services for the Department of Health Services Radiology Program - PHASE 2 (Radiology Program - Phase 2 Olive View-UCLA Medical	9,422	28,987	32.5%	30%	27.8%	10%
Devil's Gate Dam and Reservoir Sediment Removal	86,524	222,782	38.8%	30%	20.7%	10%
East Los Angeles Sustainable Median Stormwater Capture Project	33,219	76,570	43.4%	30%	49.3%	10%
Edward R. Roybal Comprehensive Health Center Handler Rep.	9,673	25,805	37.5%	30%	30.0%	10%
El Monte Comprehensive Health Center Primary Care Clinic Renovation and Urgent Care Center Renovation	6,961	16,617	41.9%	30%	24.6%	10%
Former Cogen Landfill Gas Extraction System	761	1,402	54.3%	30%	41.0%	10%

PUBLIC WORKS' IMPLEMENTATION

Public Works (PW) has been a vital instrument in the program's success:

- Leading the creation and implementation of a new Countywide workforce utilization database
- Implementing best practices and streamlining procedures
- Taking an active approach to track and report LTWHP compliance

Public Works
LOS ANGELES COUNTY

DATABASE AND REPORTING

Through implementing the new Countywide database:

- Streamlined procedures and use of system for inputting and collecting data
- Fine-tuned tracking and reporting of Targeted Worker classifications
- Created a dynamic dashboard used for aggregate reporting

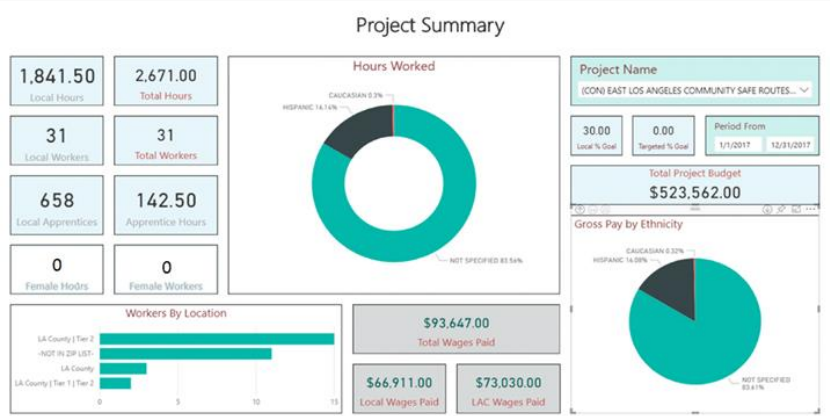

Public Works
LOS ANGELES COUNTY

DATABASE AND REPORTING

PW has developed robust reporting tools that facilitate active monitoring. The reports provide transparency into the contractor's hiring practices.

- Display participation percentages for multiple projects
- Capture participation percentage by contractor or subcontractor
- Allow in-depth analysis of worker demographic patterns

Contractor	Sub To	Total Hours on Project	Local Resident - 30%	
			Percentage	Hours
Contractor #1	Contractor #2	273	26.78%	73.00
Contractor #2	Prime	1,724	99.54%	1,716.00
Contractor #3	Contractor #2	2,143	0.00%	0
Contractor #4	Contractor #2	4,753	15.52%	738.00
Contractor #5	Contractor #2	31	0.00%	0
	Project Total:	**8,924**	**28.32%**	**2,527.00**

Public Works
LOS ANGELES COUNTY

ACTIVE MONITORING

Compliance Administrators are involved in each step of the project, from solicitation to project close-out

- Preparing solicitation documents with LTWHP information
- Presenting at pre-proposal conferences
- Setting up projects and contractors in the database
- Presenting at pre-construction meetings
- Preparing weekly progress reports and preparing corrective action plans for noncompliant projects
- Providing internal monthly reports to division management
- Ensuring all labor compliance documents are submitted for project close-out

ACTIVE MONITORING

PW's implementation of LTWHP has developed into a dynamic process that requires a concerted effort from all parties.

- Compliance Administrators
- Contract Administrators
- Project Managers
- Contractors
- Jobs Coordinators
- Labor Compliance Officers

All parties must stay well-informed and take ownership of their roles in LTWHP. To that end, compliance administrators consistently engage through proactive communication and education.

CONTACT INFORMATION

For questions or clarification, please contact:

- Robert Murphy RMurphy@dpw.lacounty.gov
- Amy Le ALe@dpw.lacounty.gov





Regional Planning 201

Metro Area Plan

East Los Angeles East Rancho Dominguez Florence-Firestone Walnut Park
West Athens-Westmont West Rancho Dominguez-Victoria Willowbrook

Economic Development Policy Committee Meeting
March 17, 2022
Patricia (Pat) Hachiya

Today's Presentation

- What's An Area Plan?
- The MAP Planning Process
- Some Big Ideas
- Industrial Strategies

What's an Area Plan?

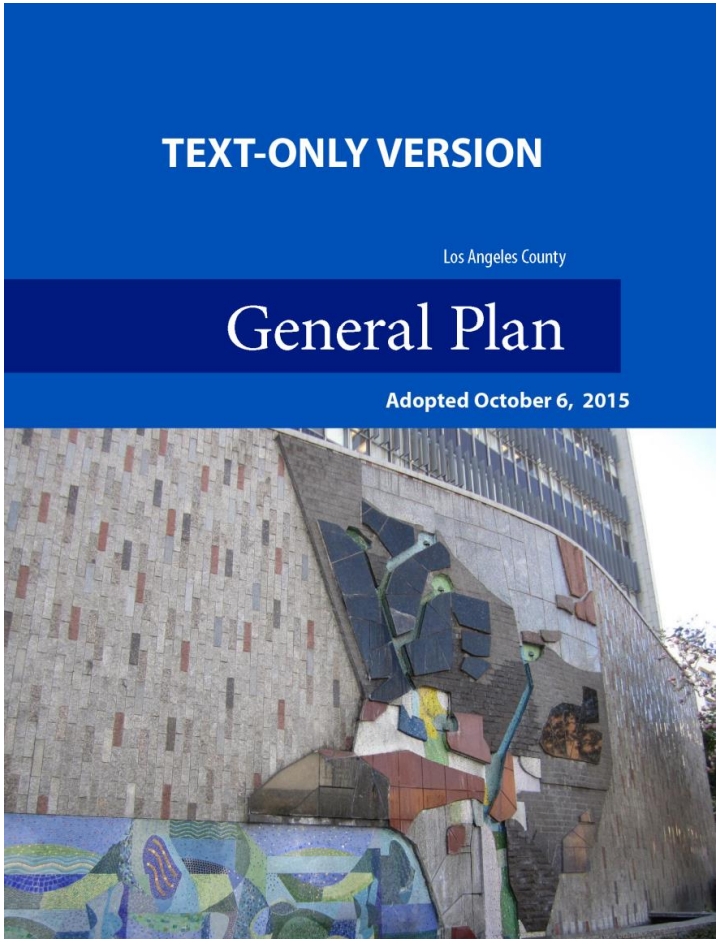

- It Starts with the General Plan
- "Constitution" for Future Growth and Development
- Adopted on October 6, 2015

Planning Areas Framework

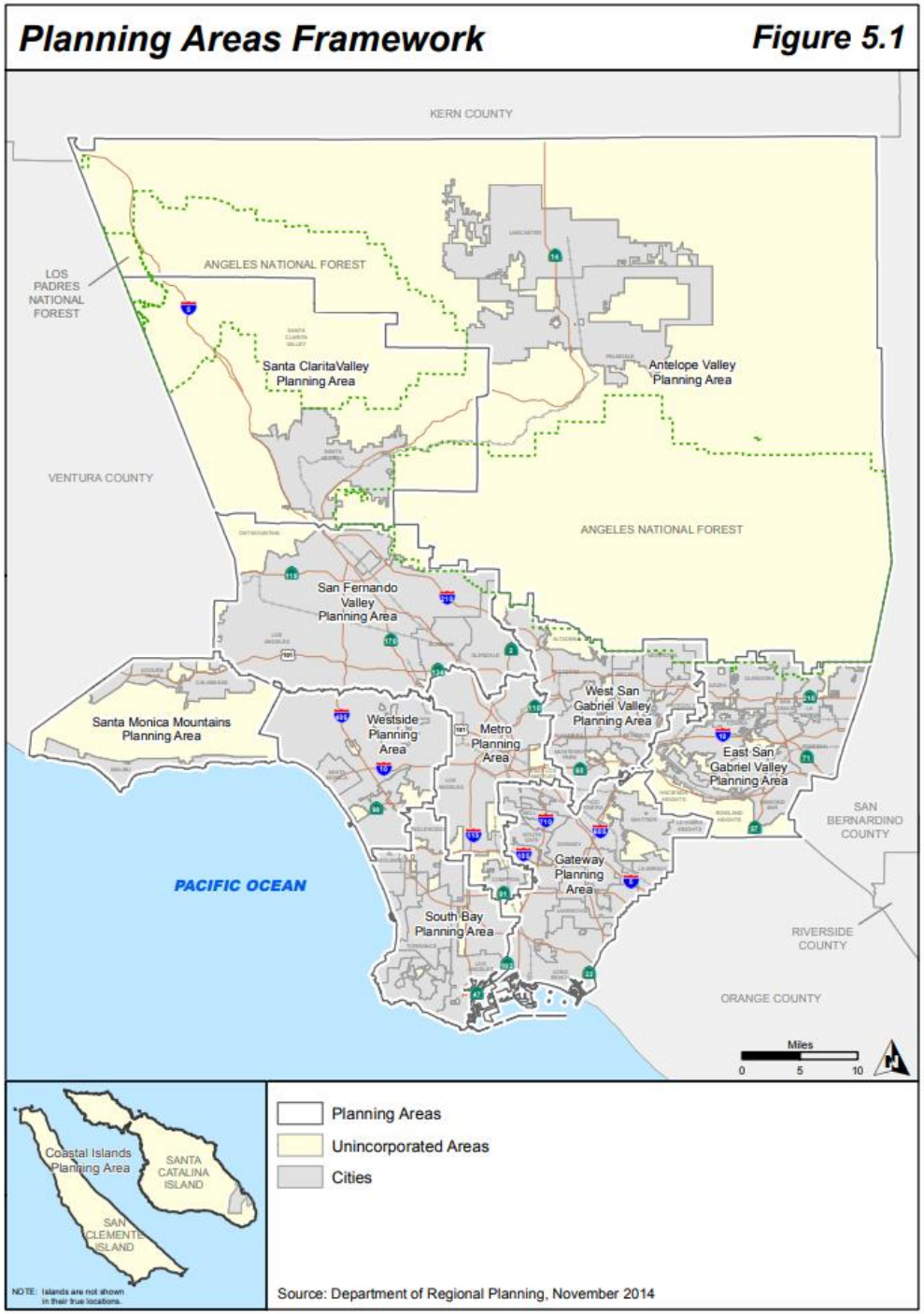

Local Plans

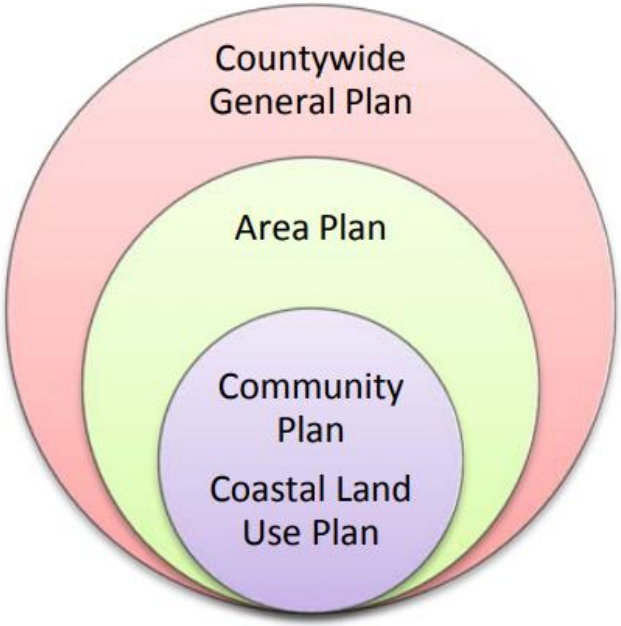

- Area Plans
- Community Plans
- Coastal Plans
- Specific Plans

What's In An Area Plan?

- History
- Existing Conditions
- Areawide Goals and Policies
- Community-Specific Goals and Policies
- Land Use/Zoning Maps
- Implementation Programs
- Zoning Code Changes

**Usually accompanied with an EIR!!!* *(That's Regional Planning 301!)*

Metro Area Plan Underway

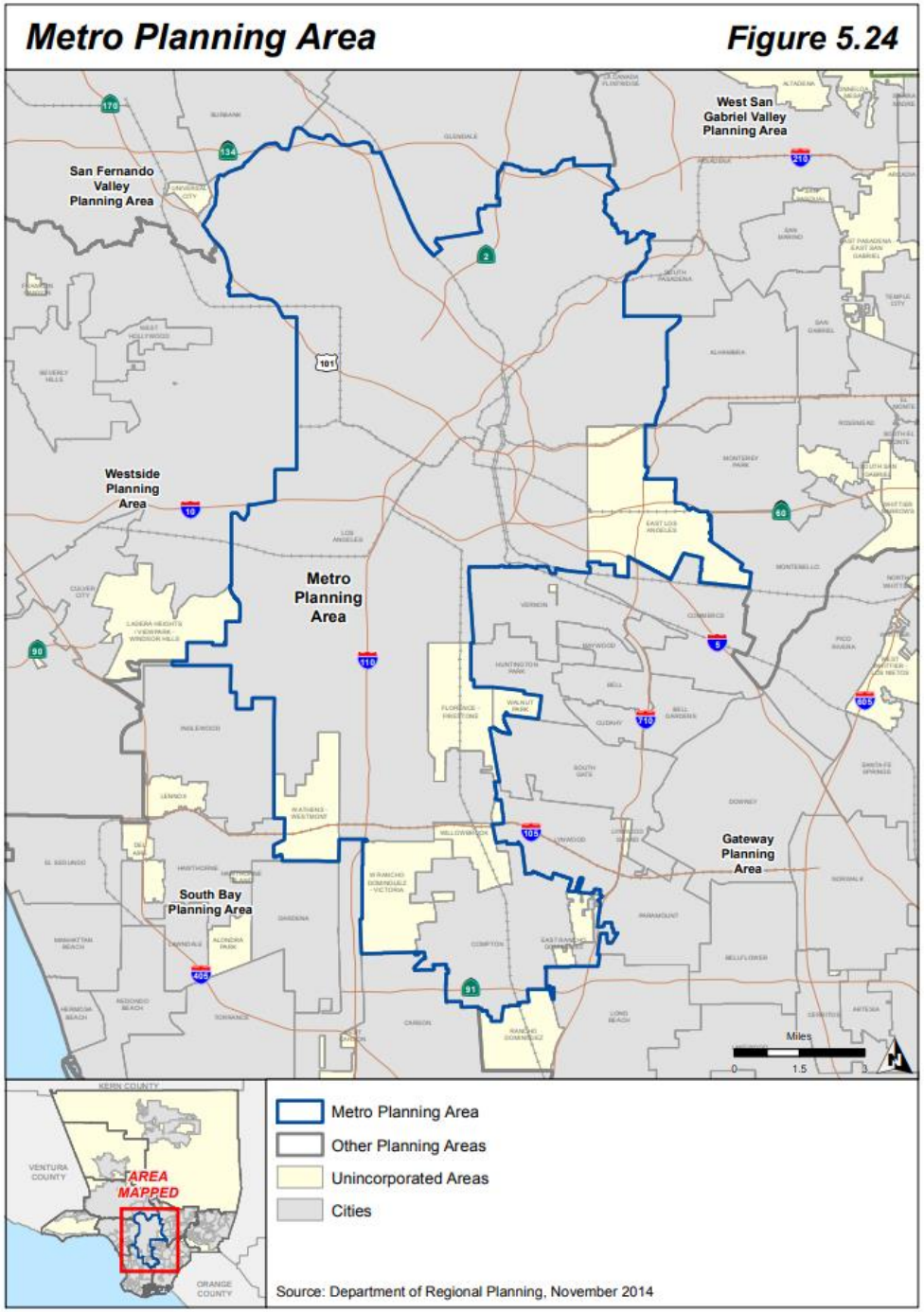

Metro Area Plan

East Los Angeles East Rancho Dominguez Florence-Firestone Walnut Park
West Athens-Westmont West Rancho Dominguez-Victoria Willowbrook

Quick Facts

- Approximately 310,000 residents
- Up to 84% are of Latino origin, strong pockets of African-American residents
- 55,000 jobs (slightly over 1% of all jobs in County)
- Household Income
- Household Size
- Easy access to freeways
- Historically redlined communities

Metro Area Plan

East Los Angeles East Rancho Dominguez Florence-Firestone Walnut Park
West Athens-Westmont West Rancho Dominguez-Victoria Willowbrook

Goals of the Metro Area Plan Planning Process

- Update Existing Policies & Regulations
- Prioritize Equity and Environmental Justice
- Implement the Countywide Housing Element
- Make it Safer to Move Around within Communities
- Plan for Economic Development and Green Space
- Celebrate Community Identify and Culture

Metro Area Plan

Project Timeline

Project Timeline Legend
MAP - Metro Area Plan
EIR – Environmental Impact Report
HCS – Historic Context Statement

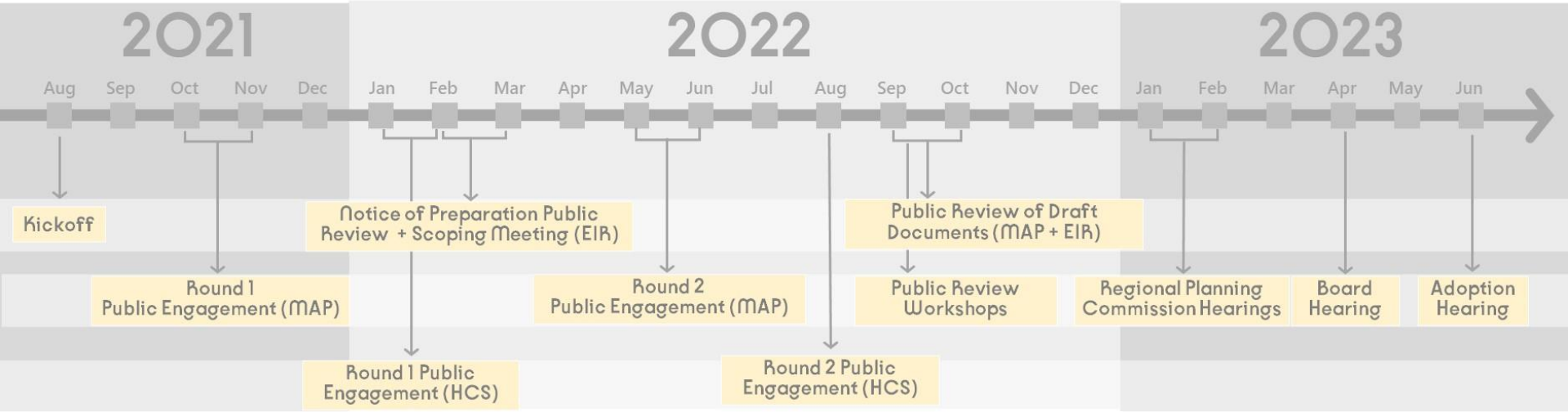

Community Outreach Process

- Two (2) Rounds of broad outreach workshops (one per community)
- Creation of Community Advisory Committee
- Email Stakeholder List – monthly newsletter
- Social Media/Website

Tech/Research Industrial Use

DRAFT

POLICY AND COMMUNITY CONTEXT

- 4 communities currently allow industrial uses: West Rancho Dominguez, East Los Angeles, Willowbrook, and Florence-Firestone
- During Round 1 of community outreach, residential-industrial adjacency emerged as a key issue to be addressed
- Cleaner, better neighbors to existing residential. Consistent with goals of Green Zones Program, just approved by the BOS.
- Opportunity to attract and facilitate tech and research uses

BASE: EXISTING INDUSTRIAL ZONED PARCELS

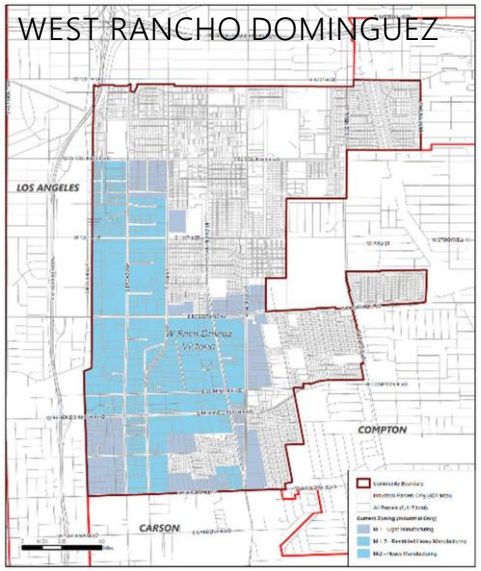

BASE: EXISTING INDUSTRIAL ZONED PARCELS

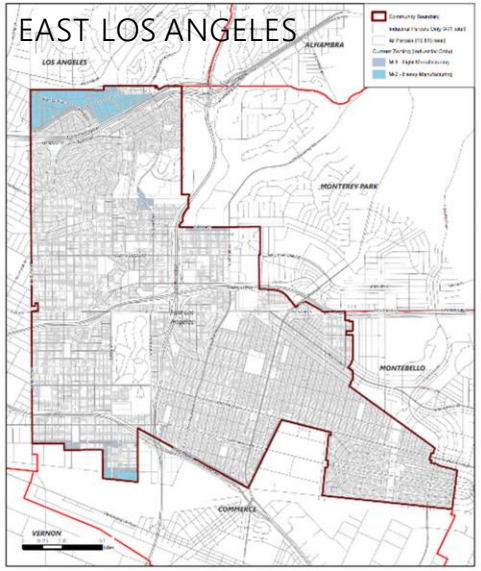

BASE: EXISTING INDUSTRIAL ZONED PARCELS

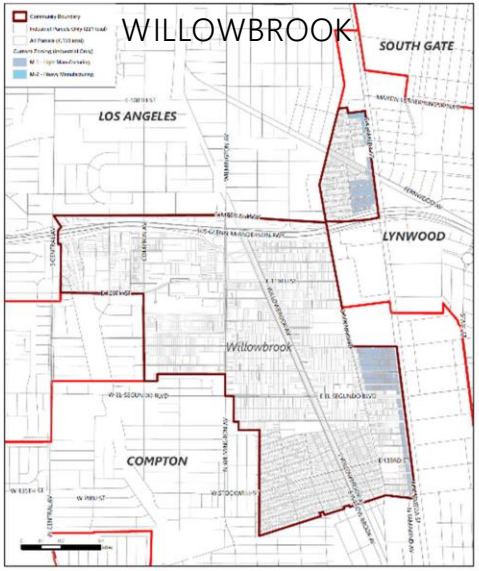

BASE: EXISTING INDUSTRIAL ZONED PARCELS

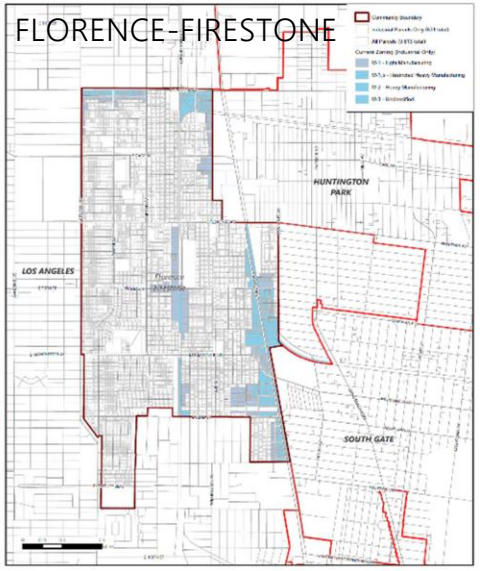

Tech/Research Industrial Use

DRAFT

POLICY AND COMMUNITY CONTEXT

- 4 communities currently allow industrial uses: West Rancho Dominguez, East Los Angeles, Willowbrook, and Florence-Firestone
- During Round 1 of community outreach, residential-industrial adjacency emerged as a key issue to be addressed
- Cleaner, better neighbors to existing residential. Consistent with goals of Green Zones Program, just approved by the BOS.
- Opportunity to attract and facilitate tech and research uses

BASE: EXISTING INDUSTRIAL ZONED PARCELS

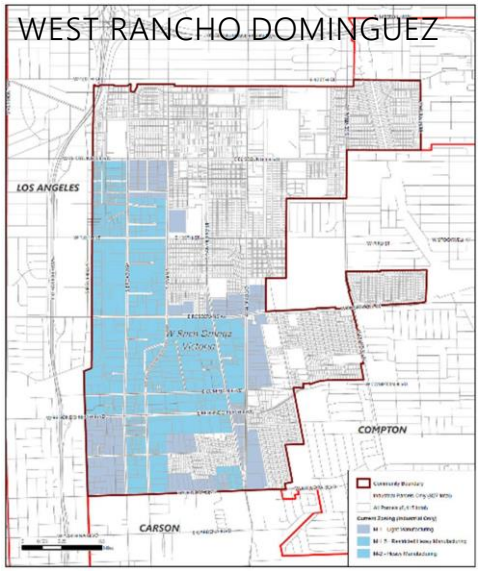

BASE: EXISTING INDUSTRIAL ZONED PARCELS

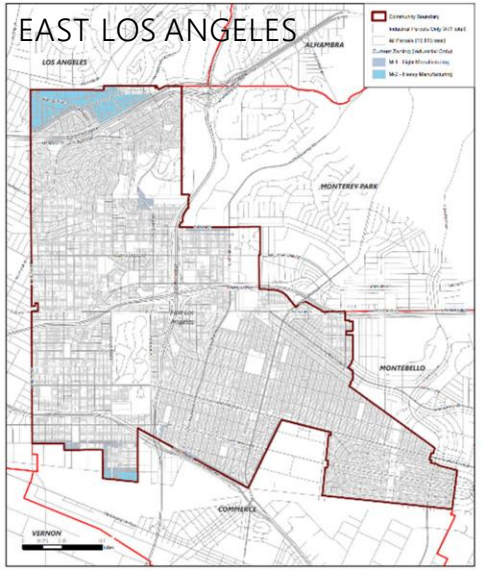

BASE: EXISTING INDUSTRIAL ZONED PARCELS

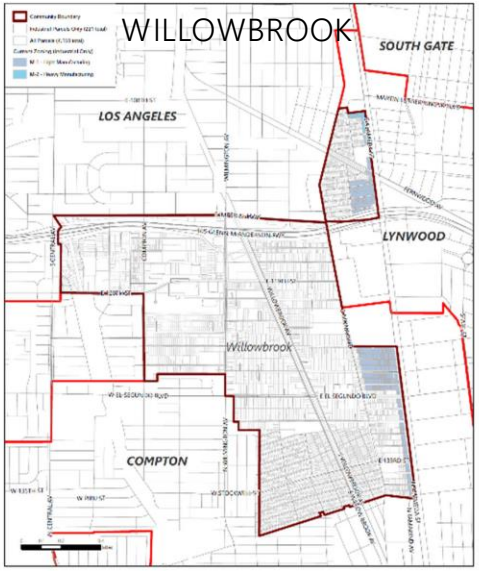

BASE: EXISTING INDUSTRIAL ZONED PARCELS

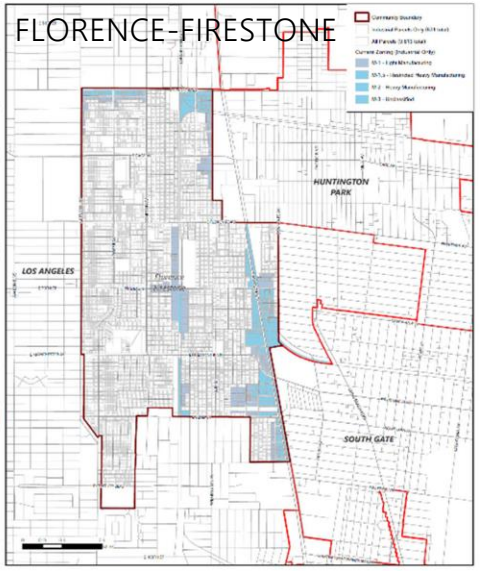

2.Reversing the Impacts of Freeways

DRAFT

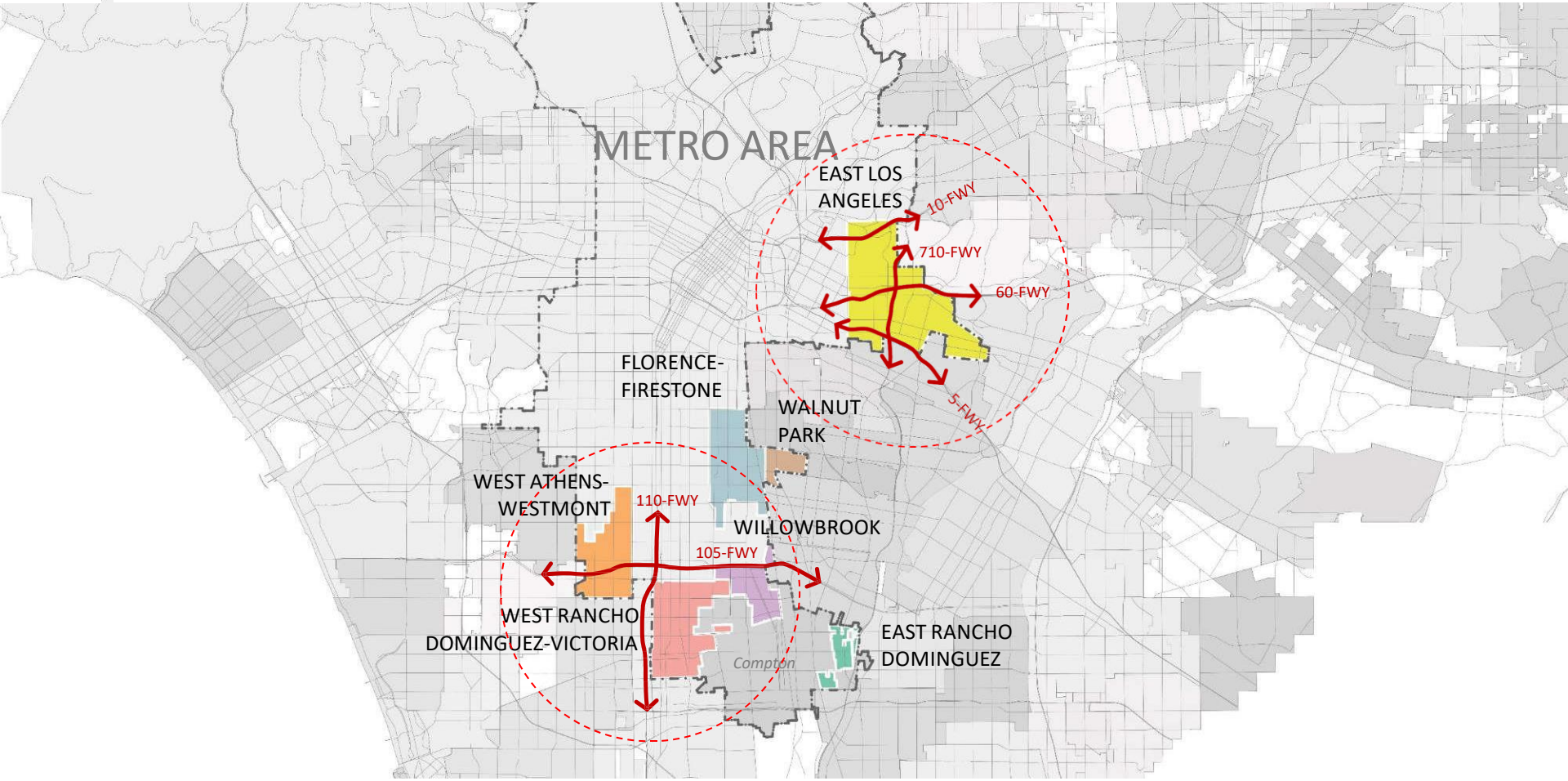

2.Reversing the Impacts of Freeways

DRAFT

Park 101 – Downtown Los Angeles

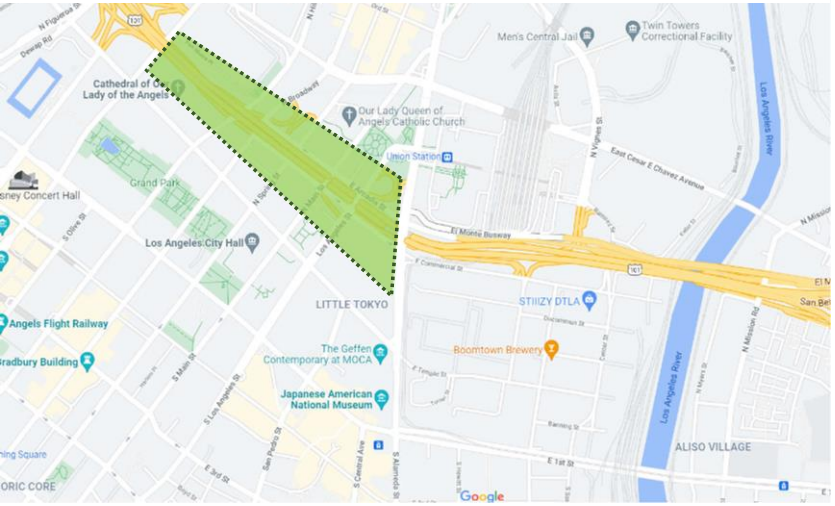

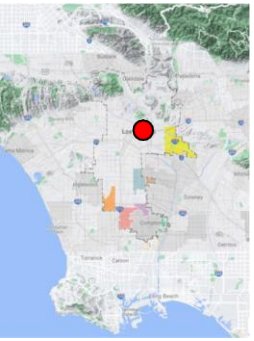

- Proposed 6-block cap park
- In planning phase since 2008
- Non-profit advocacy group established in 2010
- Caltrans was an early partner

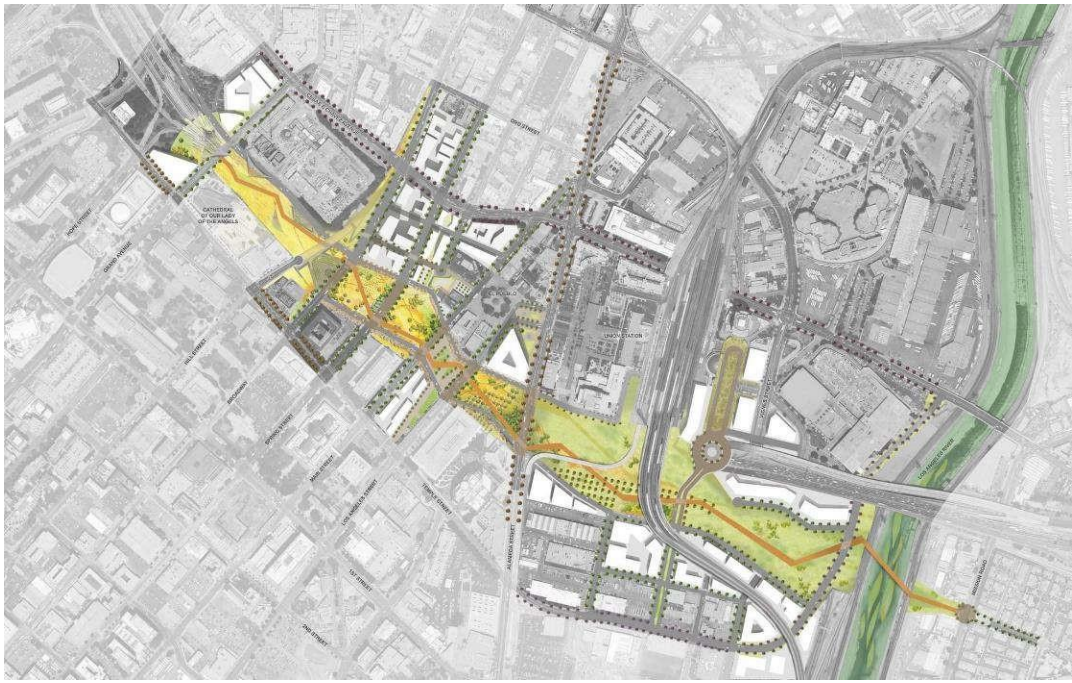

2.Reversing the Impacts of Freeways

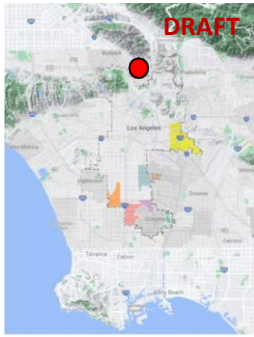

Space 134 – Glendale

- Proposed 27-acre cap over 134-freeway in Glendale
- In planning phase since 2013

Other Industrial Use Ideas

DRAFT

'Maker' districts could spur revitalization | CNU

- Small-scale manufacturing. Create tangible goods that can be replicated and packaged – and often sold retail on the premises. "Experiential retail". Create their own goods – coffee roast, handbags, soaps, hardware, musical instruments, beer, etc. Often provide living wage b/c tend to pay 50-100 percent higher wages than retail or service industries.
- Building materials sales, open-air markets, contractor offices, general industrial services, and repair, light manufacturing.
- Shared kitchen
- Commissary?
- Artisan manufacturing

Final 2017 Policy Book.pdf (urbanmfg.org)

URBAN MANUFACTURING

The secret to designing a 'productive city' (fastcompany.com)

Small-scale makers: an overlooked powerhouse for small cities - The Current (thecurrentga.org)

Thank You!

planning.lacounty.gov

Pat Hachiya: phachiya@planning.lacounty.gov