County of Los Angeles

ECONOMIC DEVELOPMENT POLICY COMMITTEE AGENDA REVIEW MEETING

DATE: Thursday, January 6, 2022
TIME: 9:00 a.m.

THIS MEETING WILL CONTINUE TO BE CONDUCTED VIRTUALLY TO ENSURE THE SAFETY OF MEMBERS OF THE PUBLIC AND EMPLOYEES AS PERMITTED UNDER STATE LAW.
TO PARTICIPATE IN THE MEETING CALL TELECONFERENCE NUMBER:
tel:+1-323-776-6996, access code: 918 840 874#

AGENDA

Members of the Public may address the Economic Development Policy Committee on any agenda item by submitting awritten request prior to the meeting. Two (2) minutes are allowed per person in total for each item.

1. CALL TO ORDER

2. GENERAL PUBLIC COMMENT

3. PRESENTATION/DISCUSSION ITEM(S):

A. Overview of American Rescue Plan Act (ARPA) Program Design and Delivery - Compliance and Timelines
- Dr. D'Artagnan Scorza - Director, Los Angeles County Anti-Racism, Diversity and Inclusion Initiative

B. Careers for a Cause Outcomes and Next Steps – Program to Train and Place Persons with Lived Experience in Careers Combatting Homelessness
- Kelly LoBianco - Executive Director, Economic and Workforce Development Agency
- Jose Perez – Assistant Director, Economic and Workforce Development Agency

4. PUBLIC COMMENT

5. STANDING ITEMS

A. Progress on American Rescue Plan Act Program Implementation and Outcomes

B. Economic Development Optimization: New Department Transition

C. Poverty Alleviation Initiative

6. ADJOURNMENT

Los Angeles County Economic Development Objectives:

- Attract, develop and retain businesses that provide quality jobs in high growth industries
- Increase employment opportunities by improving workforce development skills and employer partnerships
- Invest in infrastructure needs to improve and maintain competitiveness of LA County Region
- Coordinate across multiple County agencies to ensure that services to workers, businesses and entrepreneurs are coordinated and streamlined to facilitate a “no wrong door approach” to serving our constituents
- Work to balance jobs with housing

IF YOU WOULD LIKE TO EMAIL A COMMENT ON AN ITEM ON THE ECONOMIC DEVELOPMENT POLICY COMMITTEE AGENDA, PLEASE USE THE FOLLOWING EMAIL AND INCLUDE THE AGENDA NUMBER YOU ARE COMMENTING ON:

RMORAN@CEO.LACOUNTY.GOV

CEO

Chief Executive Office

COUNTY OF LOS ANGELES

Anti-Racism, Diversity and Inclusion (ARDI) Initiative Equity in American Rescue Plan Act (ARPA) Briefing

RECOVERING BETTER THAN BEFORE: ENSURING EQUITABLE IMPLEMENTATION OF THE AMERICAN RESCUE PLAN

Coronavirus State and Local Fiscal Recovery Funds Key Objectives

The ARP Act of 2021 created the Coronavirus State and Local Fiscal Recovery Funds (SLFRF) program to deliver much needed aid. The key objectives for SLFRF are to:

- Support urgent COVID-19 response efforts to decrease spread of virus and bring pandemic under control
- Replace lost revenue for eligible recipients to strengthen support for vital public services and help retain jobs
- Support an equitable recovery through immediate economic stabilization for households and businesses
- Address systemic public health and economic challenges that have contributed to the inequal impact of the pandemic

Source: US Treasury ARP Webinar

American Rescue Plan Act Federal Guidance

The Compliance and Reporting Guidance addressed priority areas to ensure a speedy and equitable recovery in your programming to ensure that they are:

- Equity Focused
- Community Empowering
- Worker-centered
- Results and evidence focused

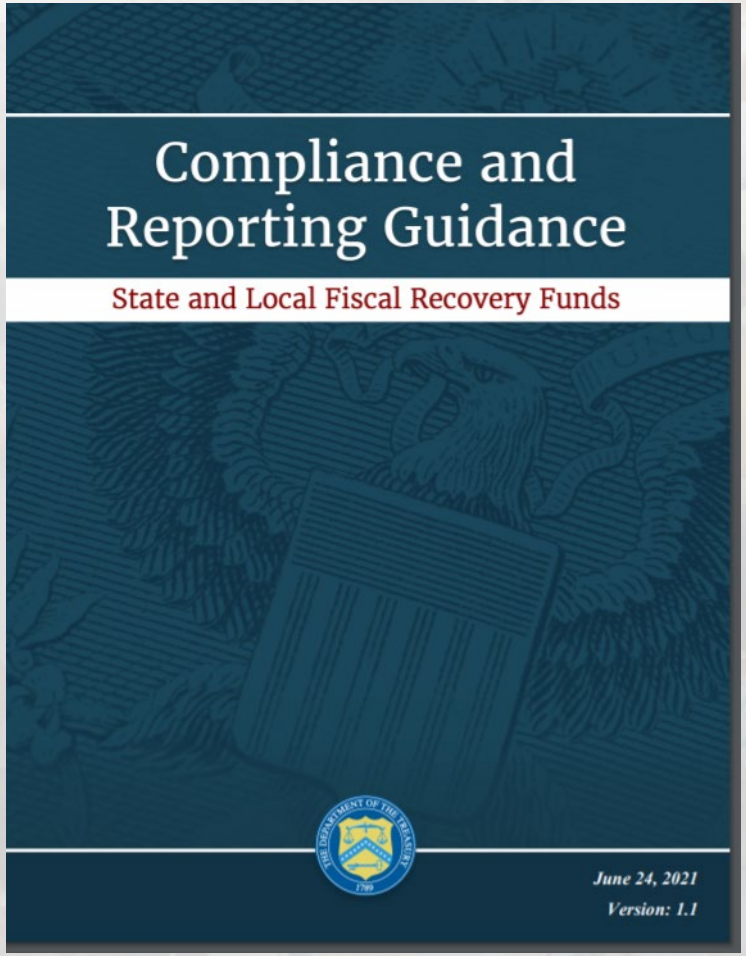

Source: US Treasury ARP Webinar

Recovering Better Than Before: Ensuring Equitable Implementation of the American Rescue Plan

On July 13, 2021, the Board of Supervisors (Board) adopted a motion to **strategically use ARPA funds to the maximum benefit of the communities suffering disproportionate health and economic impacts** from the COVID-19 pandemic.

The motion highlights the imperative opportunity to transform the lives of millions of County residents by centering equity, harm reduction, and providing proportional resources to address the needs of our residents and communities.

The Board asked for a Report that includes:

1. Equity principles
2. A proposed formula that all departments must apply to ARPA funding requests
3. A public-facing website with a dashboard that reports on the County's ARPA expenditures and outcomes by program and department
4. A public-facing dashboard identifying ARPA contracting opportunities
5. An implementation plan to accurately capture data for non-geographically concentrated communities disproportionally impacted by COVID-19

INFUSING EQUITY INTO ARPA PROGRAM DESIGN

American Rescue Plan Act Treasury Guidance

Project and Expenditure Reports

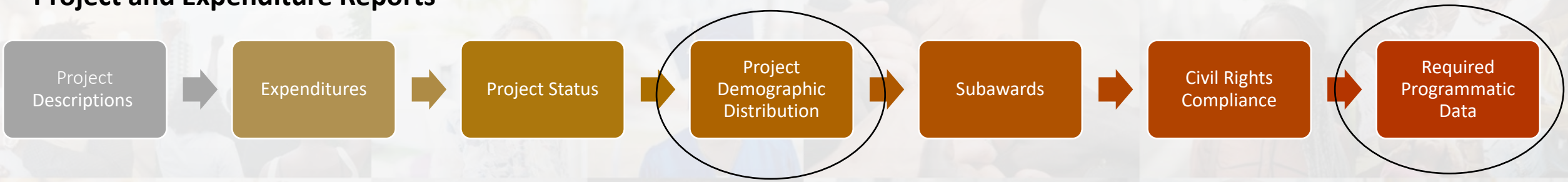

Recovery Plan Performance Report

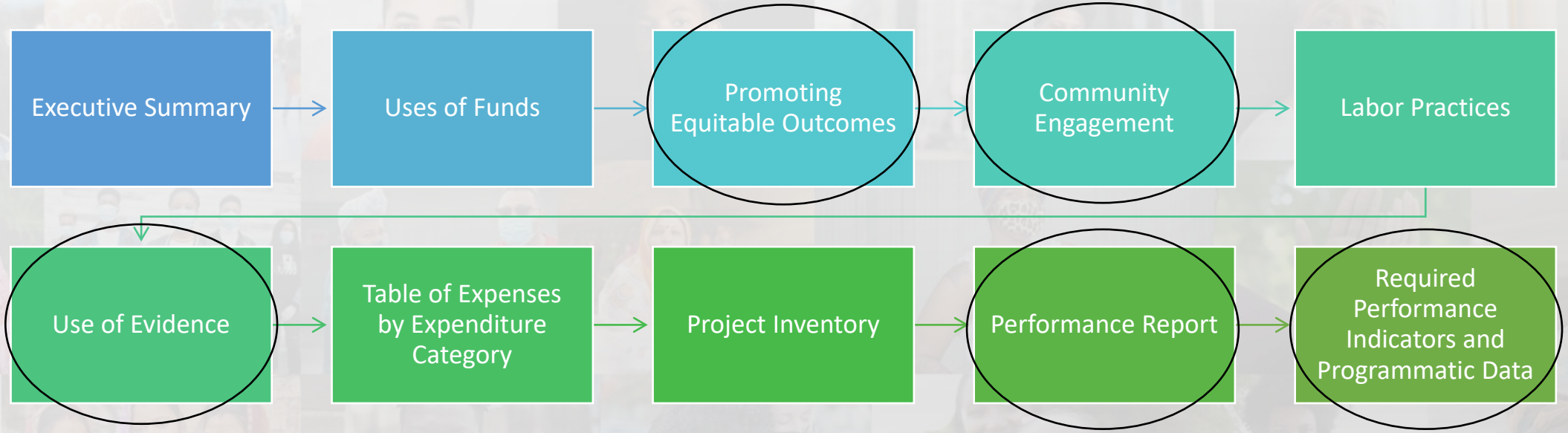

Source: Coronavirus State and Local Fiscal Recovery Fund Guidance on Recipient Compliance and Reporting Responsibilities

American Rescue Plan Act Treasury Federal Guidance

Project and Expenditure Reports

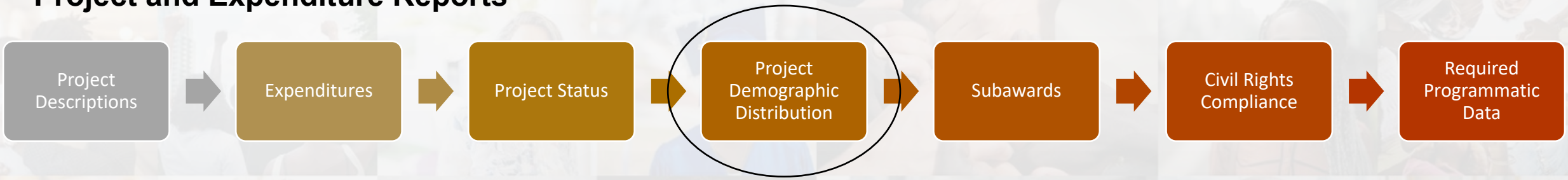

Project Demographic Distribution

- A program or service is provided at a physical location in a Qualified Census Tract (for multi-site projects, if a majority of sites are within Qualified Census Tracts);
- A program or service where the primary intended beneficiaries live within a Qualified Census Tract;
- A program or service for which the eligibility criteria are such that the primary intended beneficiaries earn less than 60 percent of the median income for the relevant jurisdiction (e.g., State, county, metropolitan area, or other jurisdiction);
- **OR**
- A program or service for which the eligibility criteria are such that over 25 percent of intended beneficiaries are below the federal poverty line.

Source: Coronavirus State and Local Fiscal Recovery Fund Guidance on Recipient Compliance and Reporting Responsibilities

American Rescue Plan Act Treasury Federal Guidance

Recovery Plan Performance Report

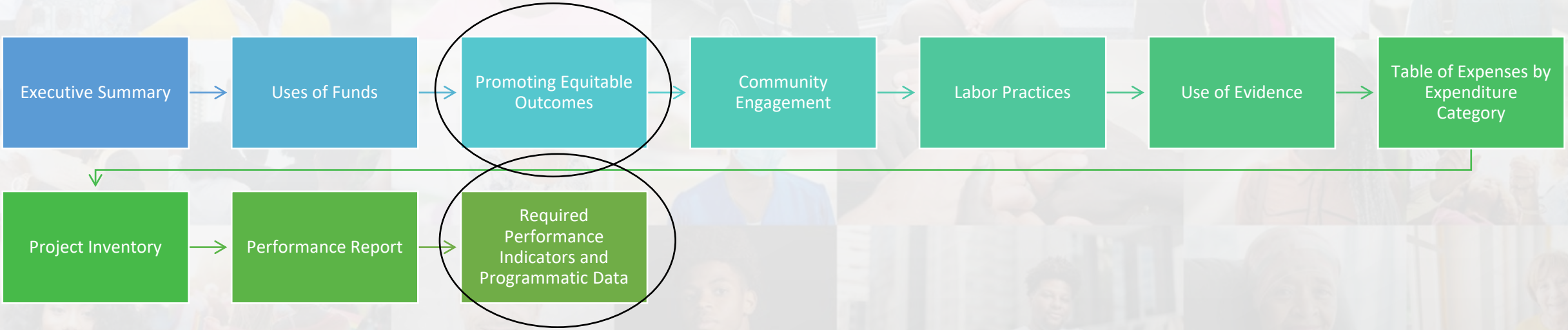

Promoting Equitable Outcomes

- Goals: Are there particular historically underserved, marginalized, or adversely affected groups that you intend to serve within your jurisdiction?
- Awareness: How equal and practical is the ability for residents or businesses to become aware of the services funded by the SLFRF?
- Access and Distribution: Are there differences in levels of access to benefits and services across groups? Are there administrative requirements that result in disparities in ability to complete applications or meet eligibility criteria?
- Outcomes: Are intended outcomes focused on closing gaps, reaching universal levels of service, or disaggregating progress by race, ethnicity, and other equity dimensions where relevant for the policy objective?

Performance Report

- Performance indicators should include both output and outcome measures.
- Output measures, such as number of students enrolled in an early learning program, provide valuable information about the early implementation stages of a project.
- Outcome measures, such as the percent of students reading on grade level, provide information about whether a project is achieving its overall goals.
- Recipients are encouraged to use logic models to identify their output and outcome measures.
- While the initial report will focus heavily on early output goals, recipients must include the related outcome goal for each project and provide updated information on achieving these outcome goals in annual reports

Source: Coronavirus State and Local Fiscal Recovery Fund Guidance on Recipient Compliance and Reporting Responsibilities

ARPA Alignment: Equity Tools Background & Overview

Department of Treasury: Compliance and Reporting Guidance

+

LA County Board of Supervisors: Recovering Better Than Before: Ensuring Equitable Implementation of the American Rescue Plan

ARDI Equity Tools

ARDI tools incorporate both a process and set of templates that departments will utilize to screen their funding proposals to align ARPA allocations with communities of greatest need.

The tools include a set of screening questions, the incorporation and utilization of metrics, identification of geographic need, and alignment of budget resources with communities most impacted by COVID-19.

Funding Based on Equity Indices and Hard-To-Count Data

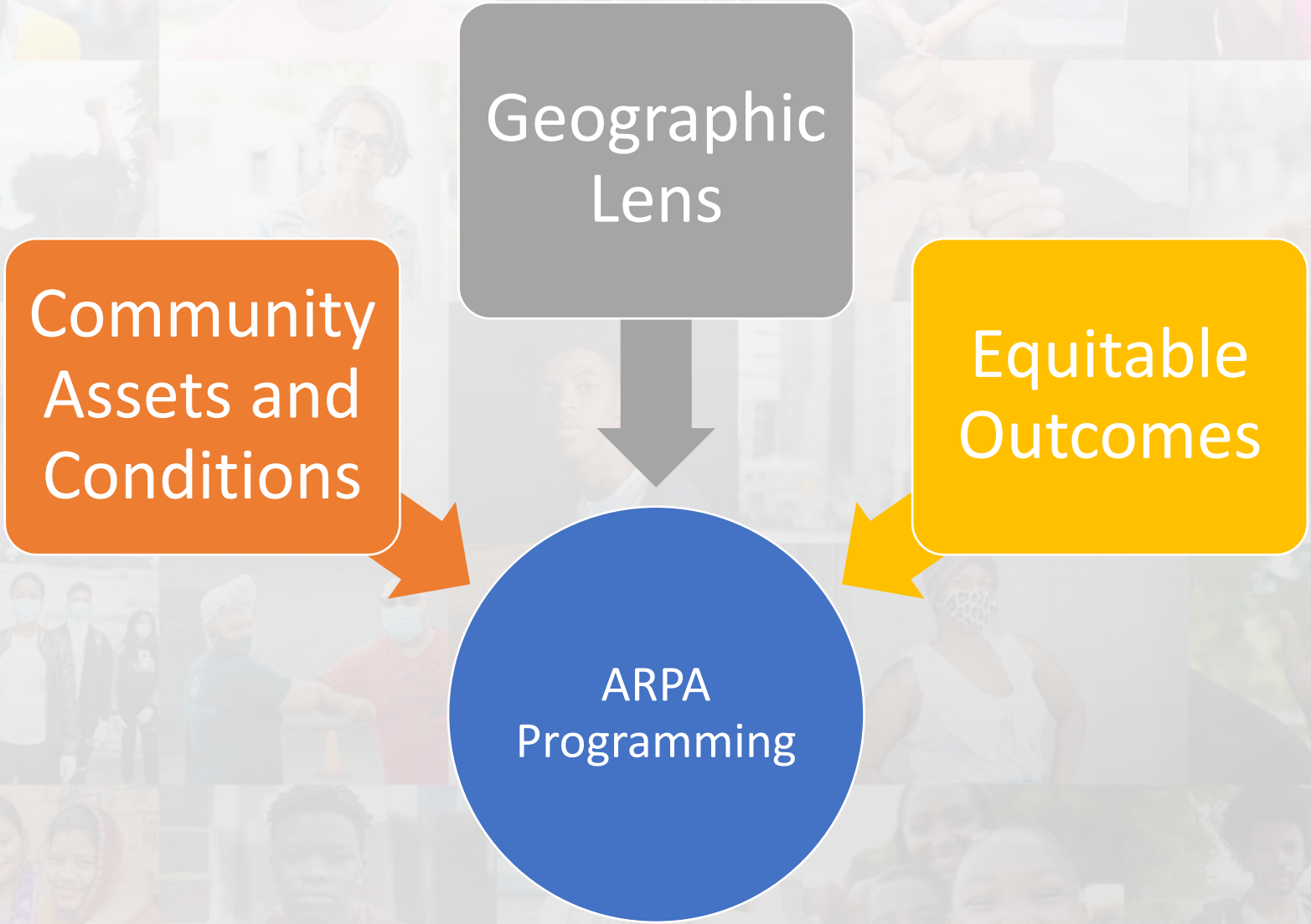

Benefits to Departments

- Upholds commitment to incorporating equity
- Supports program tracking, quality assurance, and performance
- Guides adherence to ARP requirements
- Automates ARP reporting
- Ensures that communities most in need recover more quickly

Equality and Equity

When it comes to understanding the difference between equality and equity, we start by acknowledging that institutions and their systems have been intentionally designed to either benefit or exclude certain populations for so long that the outcomes people experience may appear unintentional, but are actually rooted in discriminatory practices and beliefs.

Often the definition of equity and equality sound alike however, they differ significantly and the use of one of the terms can lead to significantly different outcomes for people affected by decisions we make.

Equality typically refers to "the idea that each individual or group of people is treated the same, given the same resources or expected to take advantage of the same opportunities."

Equity, on the other hand, acknowledges that each person has different circumstances, backgrounds and starts from a different place.

As a result, equity refers to "the idea that differences matter and that systems must be balanced to distribute resources and opportunities needed to reach equal outcomes by treating everyone justly according to their circumstances."

Defining Racial Equity and Anti-Racism

Racial equity refers to what a genuinely non-racist society would look like. In a racially equitable society, the distribution of society's benefits and burdens would not be skewed by race.

"In other words, racial equity would be a reality in which a person is no more or less likely to experience society's benefits or burdens just because of the color of their skin."

This contrasts with the current state of affairs in which a person of color is more likely to live in poverty, be imprisoned, drop out of high school, be unemployed and experience poor health outcomes like diabetes, heart disease, depression and other potentially fatal diseases. Racial equity holds society to a higher standard. It demands that we pay attention not just to individual-level discrimination, but to overall social outcomes.

Anti-Racism is the "active process of identifying and eliminating racism by changing systems, organizational structures, policies and practices and attitudes, so that power is redistributed and shared equitably."

Source: National Action Committee on the Status of Women International Perspectives: Women and Global Solidarity

Countywide Equity Principles

(as of 08.03.2021)

- Reduce racial disparities in life outcomes as well as disparities in public investment to shape those outcomes
- Develop and implement strategies that identify, prioritize and effectively support the most disadvantaged geographies and populations
- Authentically engage residents, organizations, and other community stakeholders to inform and determine interventions (e.g., policy and program) and investments
- Seek to improve long-term outcomes both intergenerationally and multi-generationally
- Use data to effectively assess and communicate equity needs and support timely assessment of progress
- Disaggregate data and analysis within racial/ethnic and other demographic subgroup categories
- Work collaboratively and intentionally across departments as well as across leadership levels and decision-makers
- Act urgently and boldly to achieve tangible results
- Align policies, processes, practices to effectively address equity challenges throughout the County's workforce (personnel, contractors and vendors)
- Intervene early and emphasize long-term prevention

Additional ARPA-Related Equity Principles

Prioritize programs and services that reduce and close race and gender equity gaps and address root causes and drivers of inequity.

Prioritize ARPA resources and services in the highest-and-high-need geographies as defined by the COVID-19 Equity Index and disadvantaged communities non-geographically concentrated (e.g., American Indian, Pacific Islanders, and immigrant communities), and realign/reallocate existing investments as well to effectively target communities and individuals.

Adopt prevention and early intervention-oriented approach to programs and services.

Ensure programs and services are accessible to disadvantaged communities without the fear of intimidation or judgment. Services must be accessible culturally and linguistically, near transit, regardless of immigration status and or past criminal history, in-person/over the phone and not just online, and during days and hours, individuals can access.

Lead with transparency and accountability.

Equity Tool Indices

Risk	*Severity*	*Recovery Need*	*Hard to Count Population Indicators*	Non-Geographically Targeted Communities	Department Identified Indicators
•Percent essential workers •Percent population under 200% of federal poverty level •Percent residing in overcrowded housing units •Noncitizen population	•Percent population under 200% of federal poverty level •Percent population age 75+ in poverty •Percent uninsured population •Heart attack hospitalization rate •Diabetes hospitalization rate •Asthma rates	•Percent essential workers •Percent population under 200% of federal poverty level •Unemployment rate •Percent uninsured population •Gun injury rate •Single-parent households	•Tenant Vulnerability (Publicly Available) •Homeless Status (Internal/CIO) •MDWVBE Status (Internal/CIO) •Preferred Language (Publicly Available) •Area Agency on Aging Services (Internal/CIO) •Child Welfare Services (Internal/CIO) •Substance Abuse Treatment Program Location (Internal/CIO) •GAIN/GROW enrollment (Internal/CIO) •SOGI ((Internal/CIO)If available) •*Uninhabitable Living Conditions (Identify a Validated Indicator)* •*Tobacco Use (Identify a Validated Indicator)* •*Obesity (Identify a Validated Indicator)* •*Sickle Cell (Identify a Validated Indicator)* •*Disability Status (70% of Native American Women)* •*Suicide Rates (Identify a Validated Indicator)*	•Partner with CBO's to identify and reach hard to count populations •Partner with Internal County entities Focused on Target Populations •Engage in Participatory Mapping Effort •Develop a workgroup	•Industries/Sectors Impacted •Justice Involved •Justice Impacted •Business Size

Covid-19 Vulnerability and Recovery Index

LA County Population by Need Levels

Highest and High Need Areas:

- Central Los Angeles
- Florence-Firestone
- Athens-Westmont
- Van Nuys
- Wilmington
- Cudahy
- Long Beach
- Palmdale
- Lancaster

Moderate Need Areas:

- Pico Rivera
- Northridge
- Sun Valley
- Sylmar
- Paramount
- Cloverdale/Cochran
- Unincorporated West Carson

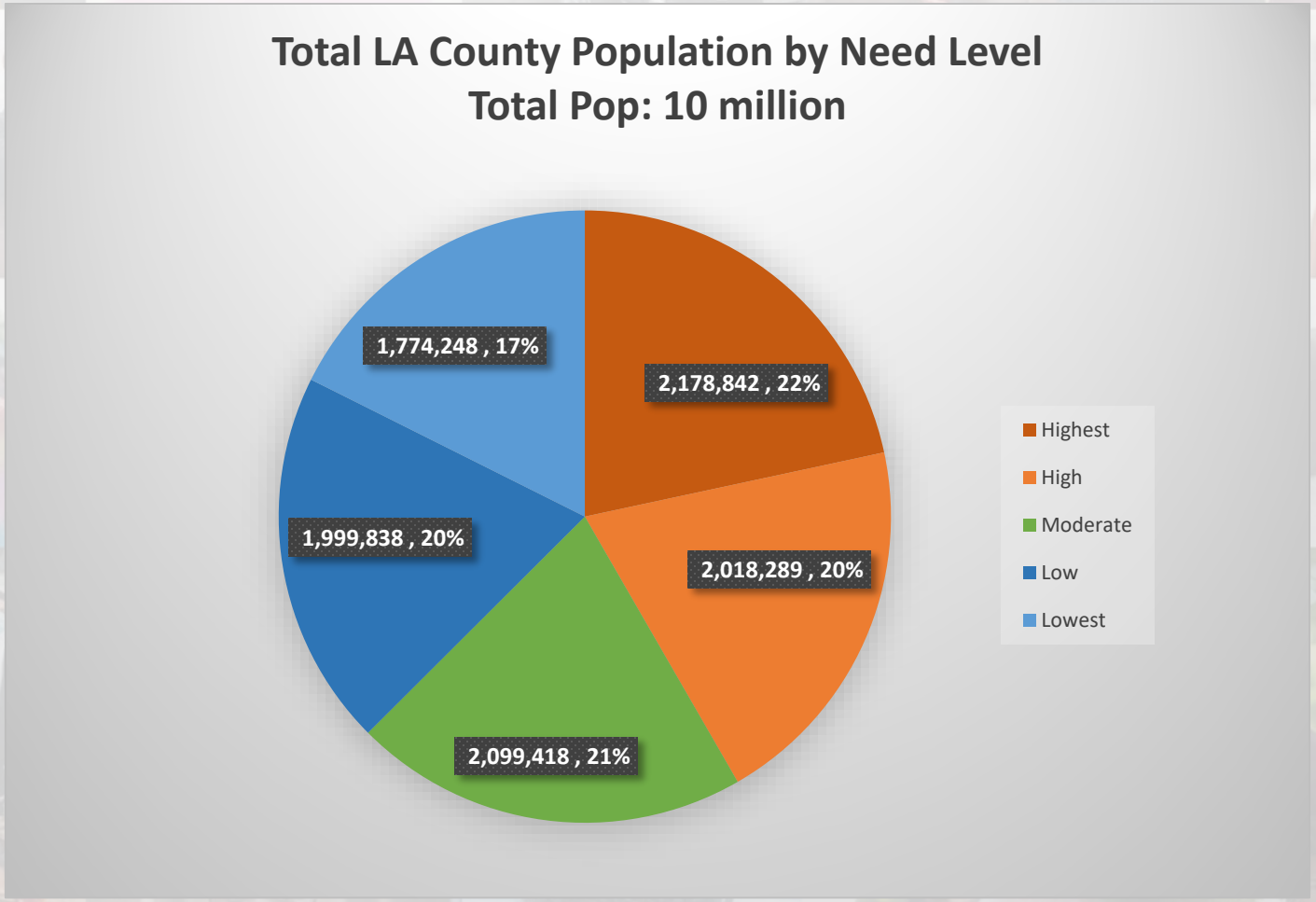

Low and Lowest Need Areas:

- Manhattan Beach
- Brentwood
- Mar Vista
- Westchester
- Beverly Hills
- Sierra Madre
- Pacific Palisades
- Palos Verde
- Santa Clarita
- Cheviot Hills

Per-Capita Allocation Formula

Which Vulnerability and Recovery Index category applies to the geographic service area?

- Highest (80-100th Percentile)
- High (60-79th Percentile)
- Moderate (40-59th Percentile)
- Low (20-39th Percentile)
- Lowest (0-19th Percentile)

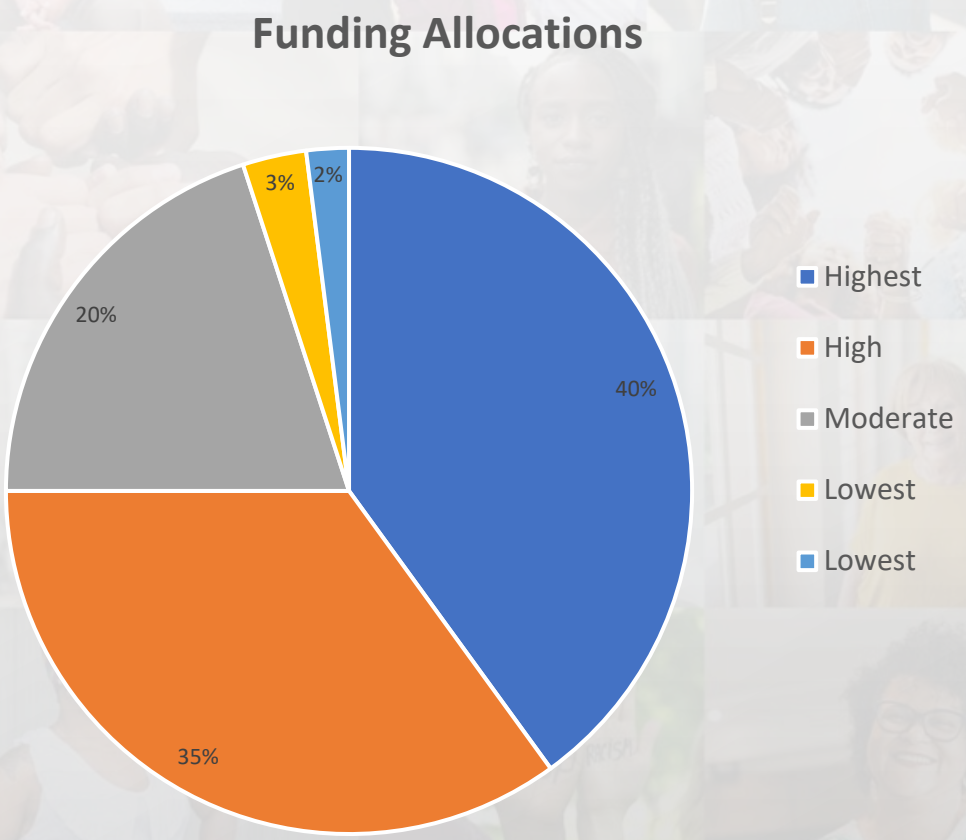

Why Mapping?

1. Help illuminate patterns, distributions and hotspots
2. Paint a picture when statistics cannot
3. Help us better communicate issues visually
4. Help us overcome language and cultural barriers
5. Create a common picture
6. Mobilize communities and stakeholders
7. Foster collaboration and cross-community understanding

Equity Explorer

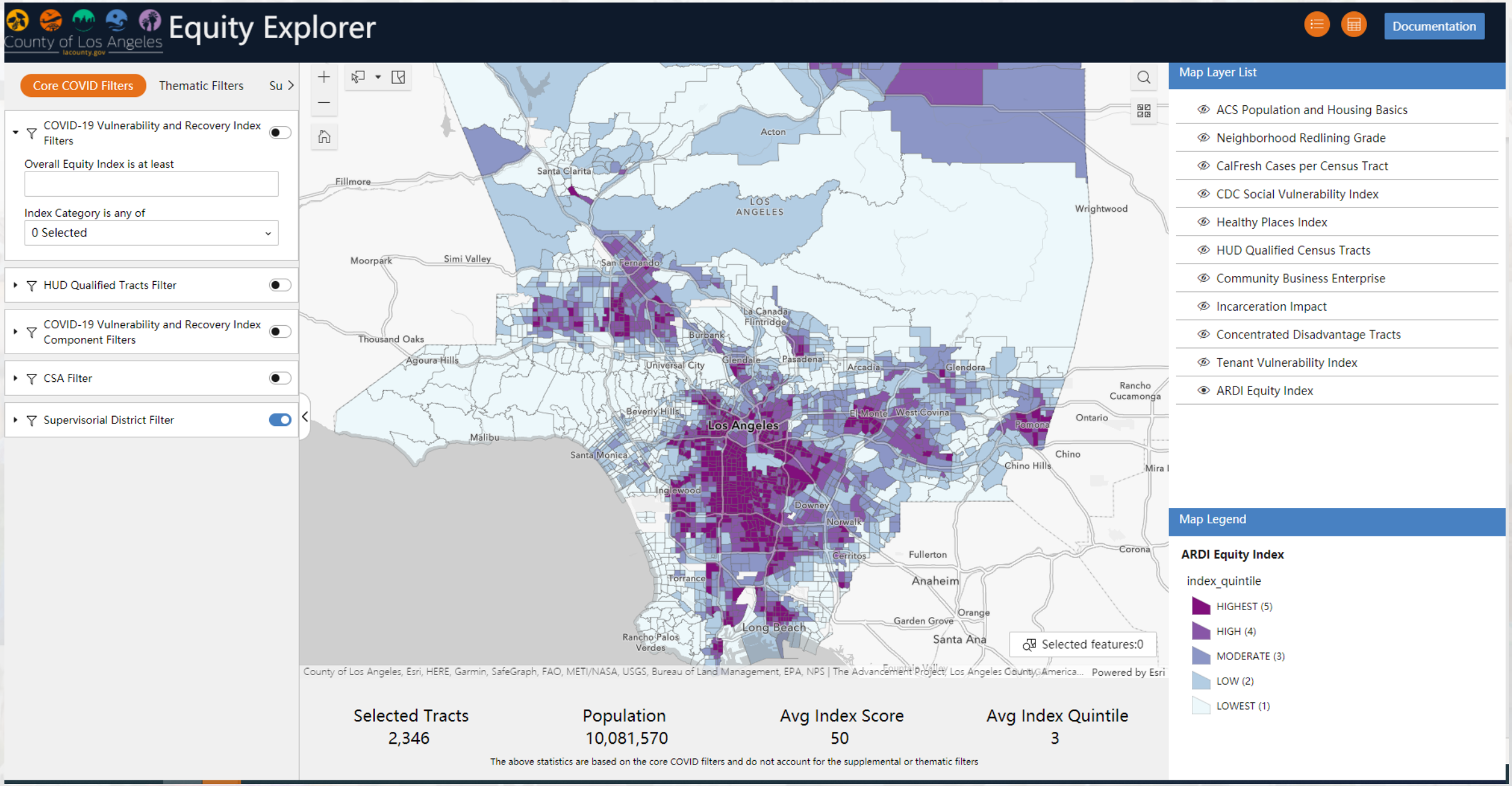

Equity Explorer

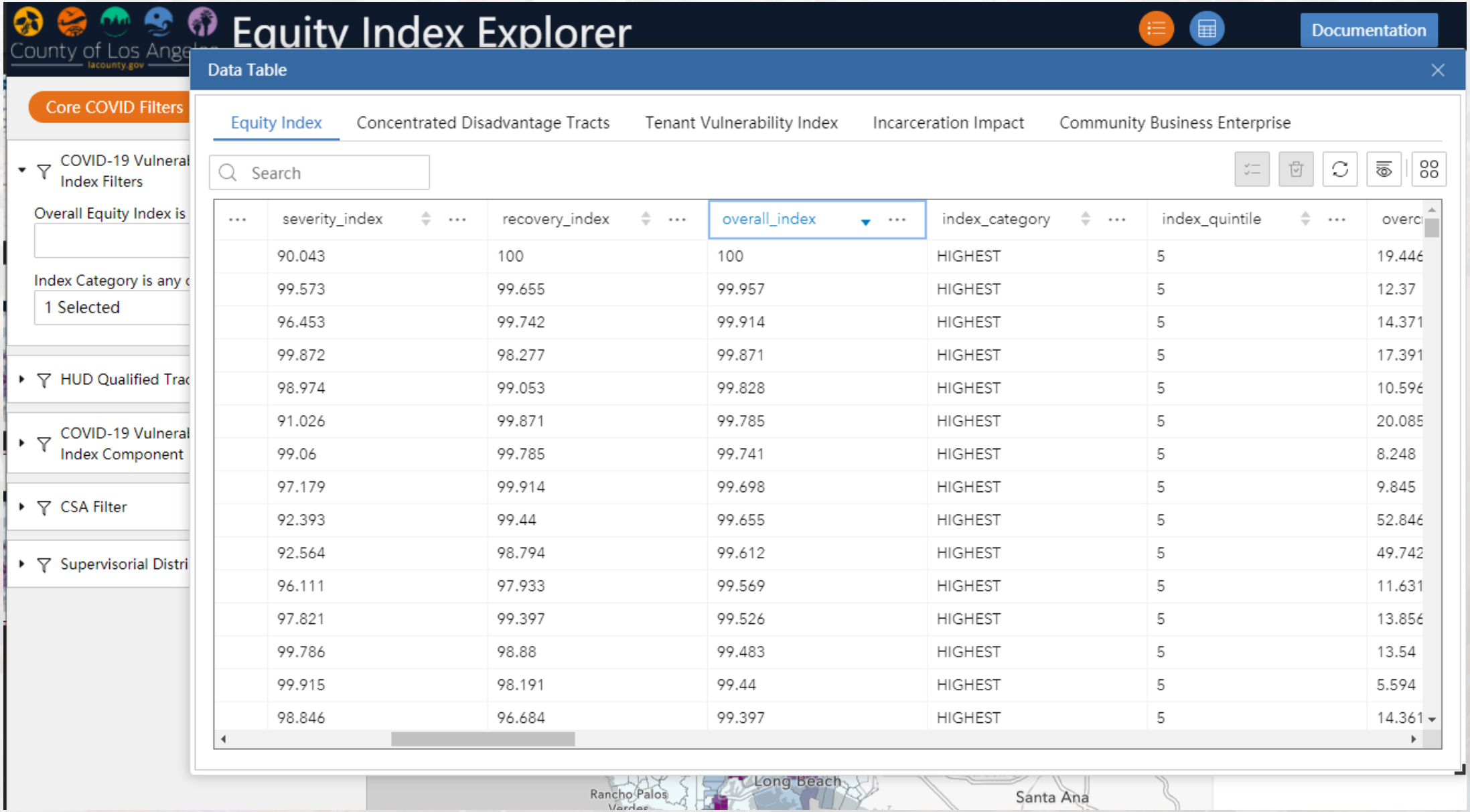

severity_index	recovery_index	overall_index	index_category	index_quintile	overc
90.043	100	100	HIGHEST	5	19.446
99.573	99.655	99.957	HIGHEST	5	12.37
96.453	99.742	99.914	HIGHEST	5	14.371
99.872	98.277	99.871	HIGHEST	5	17.391
98.974	99.053	99.828	HIGHEST	5	10.596
91.026	99.871	99.785	HIGHEST	5	20.085
99.06	99.785	99.741	HIGHEST	5	8.248
97.179	99.914	99.698	HIGHEST	5	9.845
92.393	99.44	99.655	HIGHEST	5	52.846
92.564	98.794	99.612	HIGHEST	5	49.742
96.111	97.933	99.569	HIGHEST	5	11.631
97.821	99.397	99.526	HIGHEST	5	13.856
99.786	98.88	99.483	HIGHEST	5	13.54
99.915	98.191	99.44	HIGHEST	5	5.594
98.846	96.684	99.397	HIGHEST	5	14.361

Centering Non-Geographically Concentrated Communities

Explore and integrate additional validated indicators to identify disproportionately affected and hard-to-count populations.

Adopt recommended practices to improve County standards for data collection and reporting for hard-to-count communities.

Implement alternative methods for data mapping like community-based participatory mapping .

Using provider and community experiences as qualitative data points to supplement quantitative indicators.

Leverage CBOs and internal County programs that predominately serve hard-to-count populations and to identify and reach them in the communities in which they live

Build in robust and targeted outreach and engagement services in funded programs and aligning these efforts in departmental community engagement plans

ARPA Project Dashboard

Per the motion, the dashboard will be updated regularly to reflect:

Department Allocations	Projected Outcomes	Program Metrics				Equity Metrics
Funded programs (purpose)	# of residents to be served and actually served	# of residents, families, businesses served	Jobs created	Grants provided	Other metrics	% of funding invested in high/higher need areas

ARPA Project Dashboard

Per the motion, the public-facing dashboard will feature:

Schedule of Planned ARPA Contracting Opportunities

- RFPs
- Competitive bids

Process Outcomes

- Dollars expended
- Jobs created

Metrics and Quality Measures

- Program specific

Mapping and Dashboarding Equity

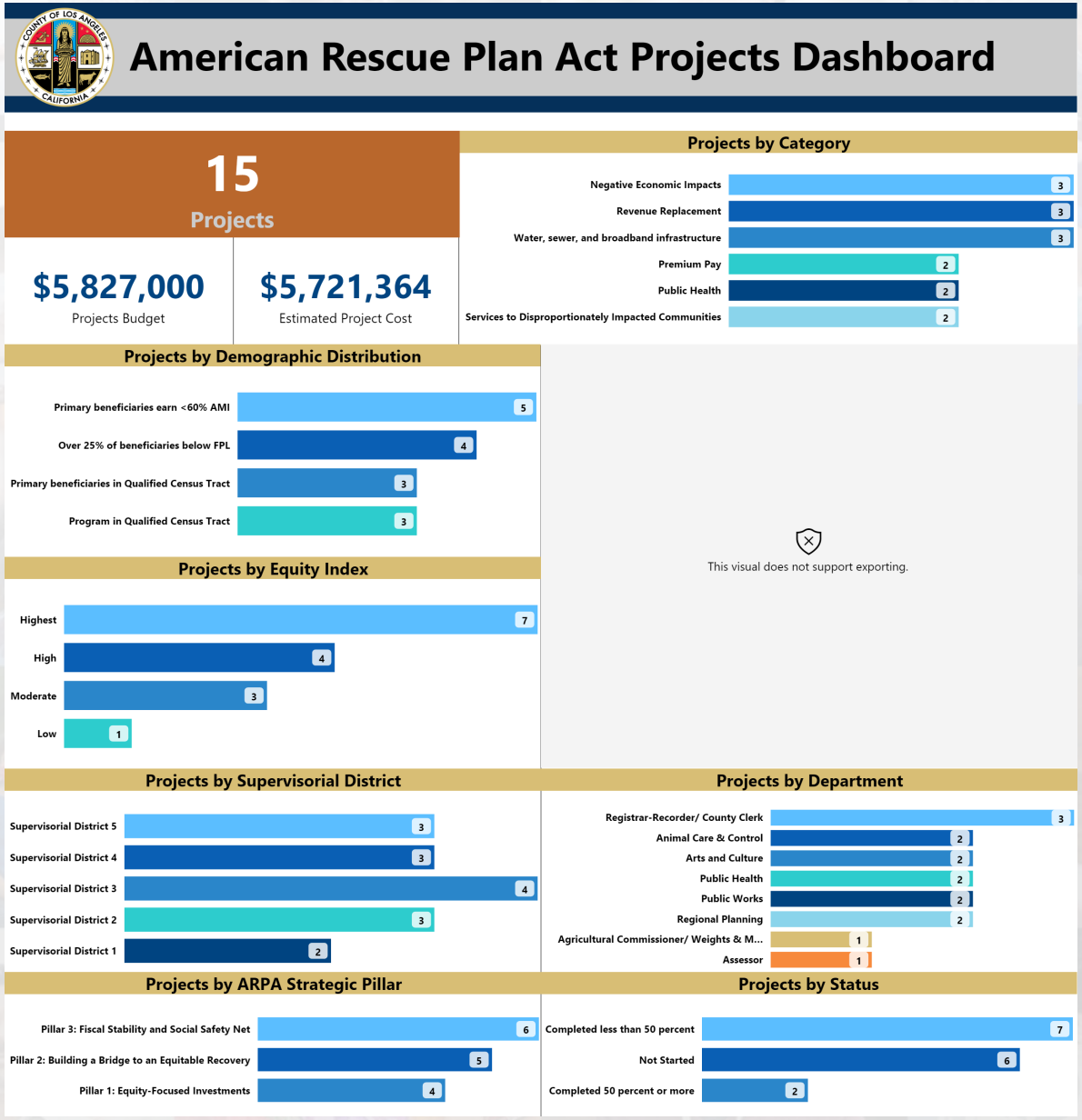

THE RESULT=
Mapping and Dashboarding ARPA Projects and Outcomes

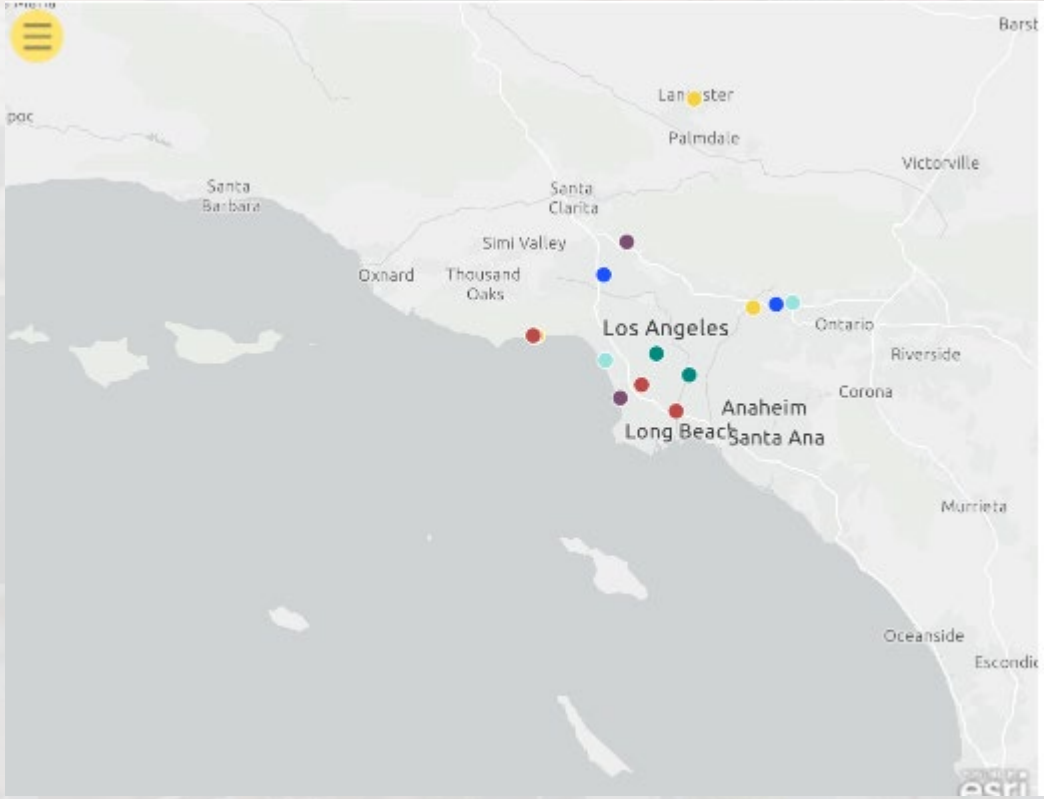

PROGRAM DESIGN SUPPORT

ARDI Support & Resources

Trainings

Webinars

Recorded Videos

Technical Assistance

+ ARDI Concierge Services

Suite of ARDI Concierge Services

- Provide trainings and user Instructions on the ARP forms and Countywide Equity Toolkit
- Provide Countywide Equity Tool Analysis Report to inform funding decisions
- Consult on program to ensure equity is incorporated in program design
- Provide support on entering and updating the data dashboard with departmental data.
- Will provide departmental equity outcomes reporting templates
- Consultation and capacity building support to incorporate, utilize and implantation equity tools

Additional Considerations

Currently utilizing Interim Guidance which is subject to change

Systems and workflow updates occurring to integrate feedback

Incorporating additional direction from the Board as projects roll out

SYSTEMS REVIEW AND WORKFLOW

Assessing and Prioritizing Equity

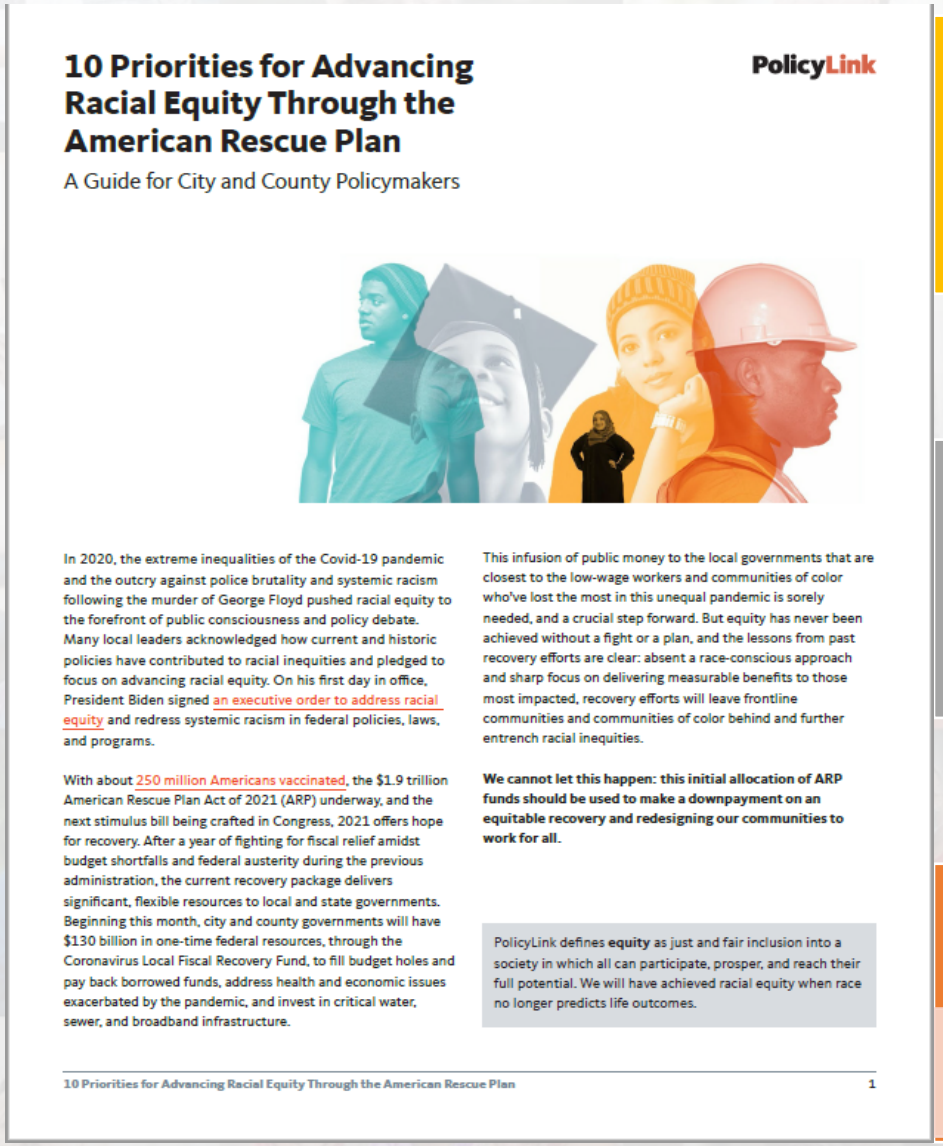

10 Priorities for Advancing Racial Equity Through the American Rescue Plan

PolicyLink

A Guide for City and County Policymakers

In 2020, the extreme inequalities of the Covid-19 pandemic and the outcry against police brutality and systemic racism following the murder of George Floyd pushed racial equity to the forefront of public consciousness and policy debate. Many local leaders acknowledged how current and historic policies have contributed to racial inequities and pledged to focus on advancing racial equity. On his first day in office, President Biden signed an executive order to address racial equity and redress systemic racism in federal policies, laws, and programs.

With about 250 million Americans vaccinated, the $1.9 trillion American Rescue Plan Act of 2021 (ARP) underway, and the next stimulus bill being crafted in Congress, 2021 offers hope for recovery. After a year of fighting for fiscal relief amidst budget shortfalls and federal austerity during the previous administration, the current recovery package delivers significant, flexible resources to local and state governments. Beginning this month, city and county governments will have $130 billion in one-time federal resources, through the Coronavirus Local Fiscal Recovery Fund, to fill budget holes and pay back borrowed funds, address health and economic issues exacerbated by the pandemic, and invest in critical water, sewer, and broadband infrastructure.

This infusion of public money to the local governments that are closest to the low-wage workers and communities of color who've lost the most in this unequal pandemic is sorely needed, and a crucial step forward. But equity has never been achieved without a fight or a plan, and the lessons from past recovery efforts are clear: absent a race-conscious approach and sharp focus on delivering measurable benefits to those most impacted, recovery efforts will leave frontline communities and communities of color behind and further entrench racial inequities.

We cannot let this happen: this initial allocation of ARP funds should be used to make a downpayment on an equitable recovery and redesigning our communities to work for all.

PolicyLink defines **equity** as just and fair inclusion into a society in which all can participate, prosper, and reach their full potential. We will have achieved racial equity when race no longer predicts life outcomes.

10 Priorities for Advancing Racial Equity Through the American Rescue Plan 1

Quick and Simple Equity Assessment:

Think about the highest impact service you provide

Then ask the following questions:

How do you know if those services are reaching the intended beneficiaries and those most in need?	Who else could you talk to and/or engage with to learn more than you know now?

Program Administration Strategies for Incorporating Equity

Translate applications into several languages

Partner with multi-ethnic Chambers of Commerce to inform local businesses about relief opportunities

Fund community-based organizations to advertise relief programs and help locals apply for relief opportunities

Publish application questions and documentation requirements several days before the grant opens to ensure applications have time to prepare materials

Promote grant programs via community-specific media outlets

Ensure guidelines did not disproportionately disadvantage business owners of color

Source: US Treasury ARP Webinar

PROGRAM DESIGN COMPLIANCE

Program Descriptions

Project Name

- Automated

Project Description

- Developed with Counsel

ARPA Spending Category Pillar

- Automated

LA County Phase One American Rescue Plan 2021

CEO Chief Executive Office COUNTY OF LOS ANGELES

AMERICAN RESCUE PLAN – PHASE ONE SPENDING PLAN

– $975.0 Million –

FIRST PILLAR

EMERGING FROM THE PANDEMIC BETTER THAN BEFORE THROUGH EQUITY-BASED INVESTMENTS

$567.9 million

The American Rescue Plan represents a once-in-a-generation opportunity to address LA County's most urgent inequities. This first pillar, "Emerging from the Pandemic Better than Before through Equity-Based Investments," makes investments that will increase housing for people experiencing homelessness, create more affordable housing, resource the Board's "Care First, Jails Last" vision, reduce the digital divide, and build wealth in communities that have historically been left out of generational wealth gains.

1.1 Housing for People Experiencing Homelessness - $400.0 million

Seize the moment to address LA County's urgent humanitarian crisis by creating or sustaining thousands of units of interim and permanent supportive housing and offering essential housing services for people experiencing homelessness.

Program	Description	Allocation ($Millions)
Project Homekey 2.0	Through the State's Project Homekey program, create new interim and permanent supportive housing for individuals and families with complex health or behavioral health conditions who are experiencing homelessness by acquiring new hotels, motels, and apartment complexes.	$115.0
Conversion of Interim Housing Units to Permanent Housing	Fund the conversion of existing interim housing units owned by LA County into permanent housing units, including permanent supportive housing, to support the countywide permanent housing shortfall.	$113.2

Based on LA County Spending Plan
http://file.lacounty.gov/SDSInter/lac/1110366_AmericanRescuePlanPhaseOneSpendingPlan.pdf?utm_content=&utm_medium=email&utm_name=&utm_source=govdelivery&utm_term=

Project Timeline

Project Launch Date

Anticipated Project End Date

Timeline Description



Detailed Project Outcomes

QUESTIONS	INSTRUCTIONS
Please describe your primary Project outcomes.	• What the Project intends to achieve or accomplish through the Project • Leads to conditions of well-being, which are commonly referred to as results outcomes
If different from Project outcomes, please detail your primary service delivery outcomes.	
Please describe efforts and activities to promote equitable OUTCOMES.	Include in your description how equity will be considered and measured at this stage of the Project. Are intended outcomes: • Focused on closing gaps or reaching universal levels of service • Disaggregating progress by race, ethnicity, and other equity dimensions where relevant for the policy objective

Community Engagement Plan Requirement

Describe how your planned or current use of funds will incorporates written, oral, and other forms of input that capture diverse feedback from constituents, community-based organizations, and the communities themselves.

Where relevant, this description must include how funds will build the capacity of community organizations to serve people with significant barriers to services, including people of color, people with low incomes, limited English proficient populations, and other traditionally underserved groups.

Incorporate Metrics and Quality Measures

- Mandatory Performance Indicators and Programmatic Data
- Describe Project Success
- Logic Model Development
- Determine Project Success Indicators
- Number of Project Participants
- Performance Measures
- Describe how your Project will reduce disparities for your Project participants
- Enhanced and Existing Services Mapping

QUESTIONS & ANSWERS

CAREERS FOR A CAUSE (C4C)

Need For Homeless Services Professionals

- LAHSA Homeless Count Report cited 63,706 homeless individuals countywide with 22,754 of those individuals residing in SD2
- Measure H – Legislation that provided a revenue stream to:
  - *Prevent Homelessness*
  - *Subsidize housing*
  - *Increase income*
  - *Provide case management services*
  - *Create a coordinated system*
  - *Increase affordable/housing*
- According to LAHSA , there are approximately 2,000 Homeless Services Professionals job opportunities in Los Angeles County
- Building an empathetic workforce via peer training while at the same time giving individuals with lived homeless experience the opportunity to become economically self-sufficient

Current Program Details

- **Timeline**: 8-week pre-employment training program to prepare individuals with lived homelessness experience to compete for careers in Social Services
- **Location**: Supervisorial District Two (Pilot Funder)
- **Training Facilitator:** Los Angeles Southwest College
- **Class Schedule:** Monday - Friday (4 hours daily)

Current Program Details (cont.)

Components

- Training Stipends
- Case Management
- Wraparound Support Services
- Soft Skill & Job Readiness Training
- Homeless Service Delivery Training
- Job Shadowing Opportunities
- Digital Literacy (Computers)*

Ideal Candidate

- Available & Committed to attending ALL class Sessions (virtually) for 8 weeks
- Heart for Service- Helping Others
- Basic Computer Skills & Internet
- Desire to work in the Homeless Service Sector
- Lived Experience

C4C Cohorts

Five SD2 Funded Cohorts October 2019 - April 2022			
	Enrolled	Graduated	Employed
Cohort 1 Fall 2019	25	23	13
Cohort 2 Fall 2022	35	34	10
Cohort 3 Spring 2021	35	29	10
Cohort 4 Fall 2021	35	29	6
Cohort 5 Spring 2022	TBD	TBD	TBD
TOTALS	130	115	39
		88%	34%

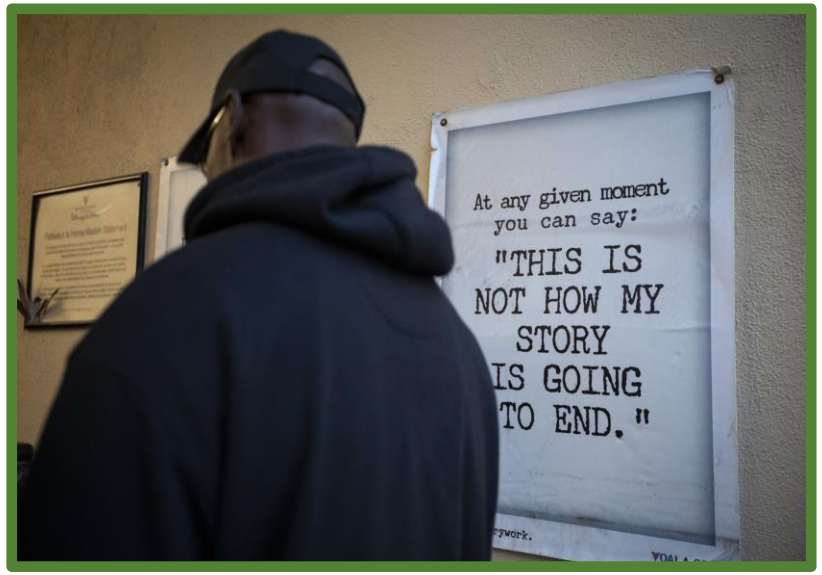

PROGRAM OUTCOMES

- $18 Average Wage
- 90% of the job placements are in Social Services

Demographics

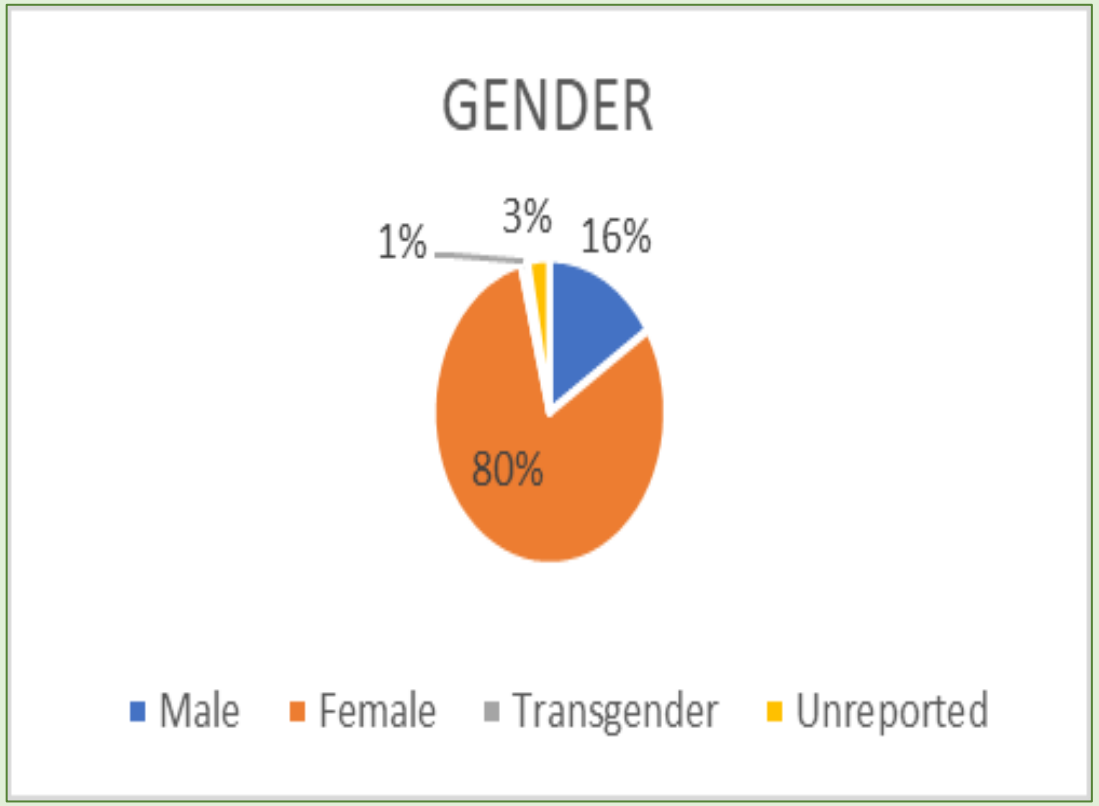

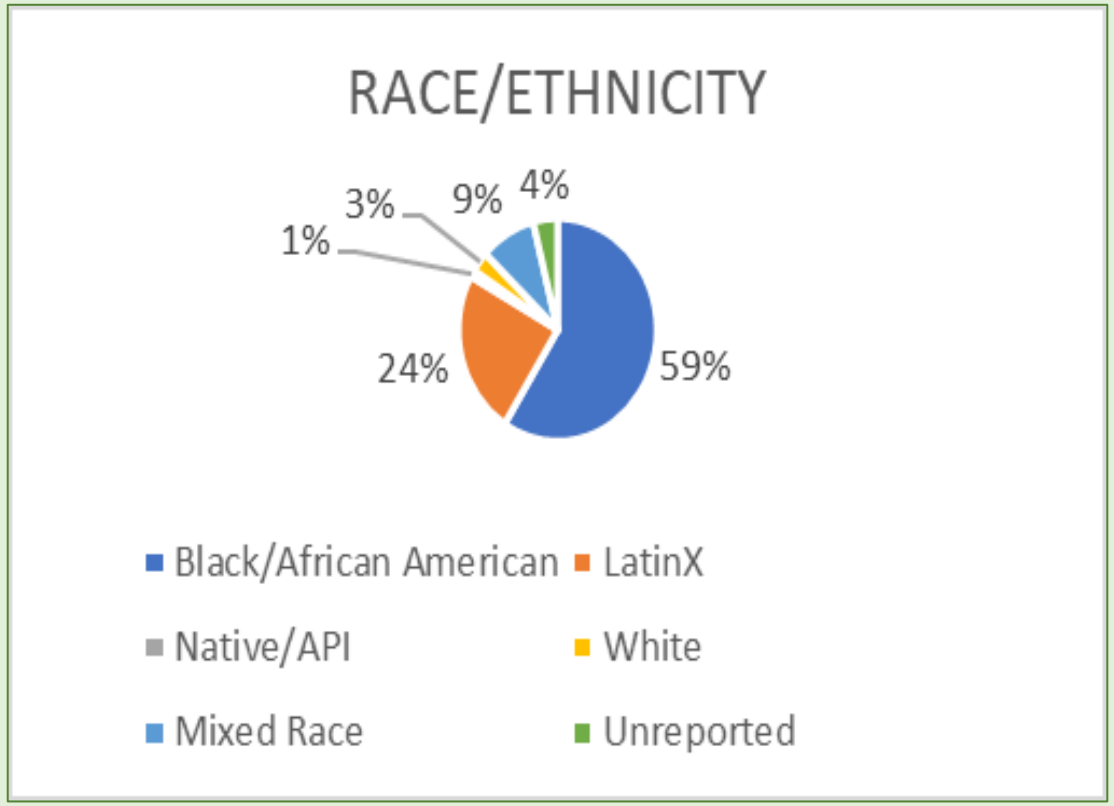

Age Range
21 – 66 Years

Self-Disclosed Lived Experience

Homelessness	58
Justice Involvement	20
Mental Health	33
Substance Use	23
Domestic Violence	16

Public Assistance

- 16% CalWORKs
- 17% General Relief
- 67% CalFresh

Final SD2 Funded Cohort

Los Angeles Southwest College

Start Date: 2/7/2022

End Date: 4/1/2022

- The ARPA Funded C4C Cohorts will roll out in Spring 2022 during the months of April and June. We will also onboard an Occupational Therapist and Job Developer.
- Based on the LAHSA Homeless Count Report and ARDI Equity Explorer data, the next geographic priority for C4C training is East Los Angeles. The C4C training provider for this service area will be East Los Angeles College.

What's Working

- A Step to Freedom
- Sanctuary of Hope
- Westside Infant Families Network
- St. Josephs' Center
- Volunteers of America
- A People Concern
- Victory Starts Now
- Coalition for Responsible Community Development
- The Good Seed
- SCHARP
- HOPICS
- Chrysalis
- Brilliant Corners
- A People Concern
- PATH
- Abundant Blessing
- Father & Mothers Who Care
- Do Good Daniels Foundation
- Youth Emerging Stronger
- Veterans Peer Access Network
- United Way
- LA County DMH & DPSS
- Antelope Valley AJCC

Most Attainable Homeless Services Professionals Pathways:

Case Manager, Monitor, Peer Specialist, Promoter/Client Ambassador

What We Are Working On

- Wages vs. Public Assistance and Housing Subsidies
- Competitive Non-Sector Industry opportunities
- Mental Health/Emotional Stability
- COVID related concerns (Unvaccinated and/or Public Safety)
- Medical Concerns
- Care provider for underaged child(ren) or elderly relative
- Loss of contact (phone/address changed with no forwarding information)
- The Great Resignation
- Dedicated job placement support
- Increased Homeless Employer Commitment

C4C 2.0 - ARPA Funded

C4C 2.0 will leverage $2.6M ARPA funds to provide best outcomes and evolve the program design by:

- Expanding training access to all five supervisorial districts (targeted recruitment using ARDI Equity Explorer and LAHSA Homeless Count Data)
  - Increasing student enrollment from 70 to 240 per year
- Enhancing Programming by:
  - Providing dedicated Occupational Therapists and Job Development/Retention Specialists
  - Coordinating paid internship opportunities
  - Offering mentorship
  - Granting computers
  - Delivering specialized Homeless Management Information System (HMIS) training
  - Extending AJCC case management

THANK YOU!